



# **Caledonian**

## **Rolling Stock Cables**

[www.caledonian-cables.co.uk](http://www.caledonian-cables.co.uk)  
[www.addison-cables.com](http://www.addison-cables.com)

 **ADDISON**



Caledonian & Addison, established in 1978, produced a wide range of copper and fiber optic cables for communication, power and electronics in its 2 plants in UK and 5 plants in China, with turnover exceeding USD 40 million in Yr 2004. Caledonian products are sold in more than 35 countries around the globe.

Our extensive global network of manufacturing facilities gives us significant scale and the flexibility to fulfill our customer requirements. This global presence provides design and consultancy solutions that are combined with core cable manufacturing and logistics services, and vertically integrated with our E commerce technologies, to optimize customer operations by lowering costs and reducing time to market.

Caledonian & Addison has been respected for its high standards of quality, excellent service level, competitive pricing and a unique and innovative spirit. With our latest technologies, we are both inspired and well-positioned to meet the changing needs of our customers. We have the resources to diversify and to enhance our product lines and services. We understand the need for change and with our accurate planning we are ready for the future and the promise of new marketing opportunities. Our tradition of growth through excellence is assured.

Our Design Centers work closely with customers to constantly improve its standard range of products and technologies and to develop customized, country and industry-specific solutions. Caledonian has established an extensive network of design, manufacturing, and logistics facilities in the world's major markets to serve the growing outsourcing needs of both multinational and regional customers.







Super-thin Wall Unsheathed Single Core Cables DTRF 750V .....	3
Super-thin Wall Sheathed Single Core Cables DTREF 750V .....	4
Super-thin Wall Multicore Cables DT-RFE 750V .....	5
Super-thin Wall Screened Multicore Cables DT-RFPE 750V .....	7
Low Smoke Halogen Free Flame Retardant Thin Wall Single Core Cables WDZ-DCYJB-125, WDZ-DCYJB/2-125, WDZ-DCYJB/3-125 WDZ-DCYJB-150, WDZ-DCYJB/2-150, WDZ-DCYJB/3-150 750V .....	9
Low Smoke Halogen Free Flame Retardant Thin Wall Multicore Cables WDZ-DCK/B-100, WDZ-DCK/B-125 250V, 750V .....	11
Low Smoke Halogen Free Flame Retardant Thin Wall Screened Multicore Cables WDZ-DCKP/B-100, WDZ-DCKP/B-125 250V, 750V .....	15
Low Smoke Halogen Free Flame Retardant Unsheathed Single Core Cables WDZ-DCYJ-125°C, WDZ-DCYJ/2-125°C, WDZ-DCYJ/3-125°C 750V, 1500V, 3000V .....	19
100°C Single Core Cables DCEYH, DCEYHR, DCEH/3-100 250V, 750V, 1.5kV, 3kV .....	22
Low Smoke Halogen Free Flame Retardant Single Core Cables WDZ-DCEVM-100, WDZ-DCEVM-125 1.8/3kV .....	27
Low Smoke Halogen Free Flame Retardant Screened Single Core Cables WDZ-DCEVMP-100, WDZ-DCEVMP-125 1.8/3kV .....	29
Low Smoke Halogen Free Flame Retardant Multicore Cables WDZ-DCK-100, WDZ-DCK-125 250V, 750V .....	31
Low Smoke Halogen Free Flame Retardant Screened Multicore Cables WDZ-DCKP-100, WDZ-DCKP-125 250V, 750V .....	35
Railway Passenger DC Power Connector Cables WDZ-DCK-125 750V .....	39
Screened Railway Passenger DC Power Connector Cables WDZ-DCKP-125 750V .....	41

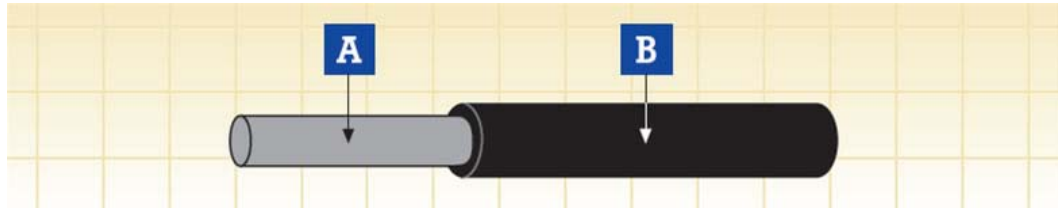


Non-halogen Flame-retardant Electromagnetic Shield Power Cables	
WD-PWYYRP-125 1.8/3 kV .....	43
Silicon Rubber Cables	
YGC-KBR 1.5 kV .....	44
Low Smoke Halogen Free Flame Retardant Rolling Stock Multicore Jumper Cables	
WDZ-DCKPJ-100 300/500V .....	45
Low Smoke Halogen Free Flame Retardant Rolling Stock Multicore Jumper Cables	
WDZ-DCKT-P-125 750V 20×3.5+56×1.25 .....	46
Low Smoke Halogen Free Flame Retardant Rolling Stock Multicore Jumper Cables	
WDZ-DCKT-P-125 750V 10×2×1.25+30×1.25 .....	47
Low Smoke Halogen Free Flame Retardant Rolling Stock Multicore Jumper Cables	
WDZ-DCKT-P-125 750V 2×2×1.25+5×2×1.25+3×3×1.25 .....	48
Low Smoke Halogen Free Flame Retardant Rolling Stock Multicore Jumper Cables	
WDZ-DCKT-P-125 750V 6×22+48×1.25+8×1.25P .....	49



# Chinese Standard Rolling Stock Cables

## Super-thin Wall Unsheathed Single Core Cables DTRF 750V



A. Conductor B. Insulation

### Application

- Used as power and control cable for protected installations inside and outside of rail and transport vehicles, where handling and installation cost are an important factor.
- Used in control, auxiliary and main circuit wiring such as cable harnesses, switchboards and control panels, driver desks etc.

### Construction

Conductor

Tinned copper wires

Insulation

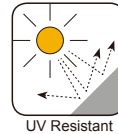
Electron beam crosslinkable LSZH compound



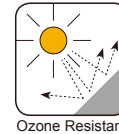
Impact Resistant



Highly Flexible




UV Resistant



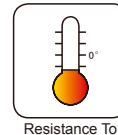
Ozone Resistant



Abrasion Retardant



Cold-resistant



Resistance To Soldering Heat



Acid&Alkaline Resistant

### Electrical & Mechanical Properties

Nominal Voltage

750V

Short Circuit Temperature (5s)

250°C

Operating Temperature

-60°C/+125°C

Minimum Bending Radius

3 x Overall Diameter (OD≤20mm); 5 x Overall Diameter (OD≥20mm)

### Fire Performance

Flame Retardant

GB/T18380.1-2001 DZ-1

Low Corrosivity (Acidity & Conductivity)

GB/T17650.1-1998; GB/T17650.2-1998

Halogen Free

GB/T17650.1-1998; GB/T17650.2-1998

Low Smoke

GB/T17651.1-1998; GB/T17651.2-1998

### DTRF 750V

Nominal Cross-Sectional Area mm <sup>2</sup>	Conductor Construction No/mm	Nominal Insulation Thickness mm	Maximum Overall Diameter mm	Weight kg/km	Maximum Conductor Resistance 20°C Ω/km
0.5	19/0.18	0.30	1.50	7.6	40.1
0.75	19/0.23	0.35	1.85	12.1	26.7
1.0	19/0.26	0.35	2.00	14.5	20.0
1.2	19/0.28	0.35	2.16	16.3	17.6
1.5	19/0.32	0.40	2.40	21.3	13.7
2.5	19/0.41	0.45	2.95	33.6	8.21
4.0	19/0.52	0.45	3.50	50.8	5.00



IRM 903  
Fuel Oil Resistant



IRM 902  
Mineral Oil Resistant



Fire Retardant  
NF C32-070-2.2(C2)  
IEC60332-3-24/EN50266-2-4



Flame Retardant  
NF C32-070-2.1(C1)  
IEC60332-1-2/EN50265-2-1




Low Toxicity  
NF X70-100/NF F63 808  
TMT-04/BS 6853



Low Corrosivity  
IEC60754-2/EN50267-2-2/3  
NF C32-074/VDE 0472-613



Low Smoke Emission  
IEC 61034-2 / EN 50268-2  
NF C32-073/VDE 0472-616

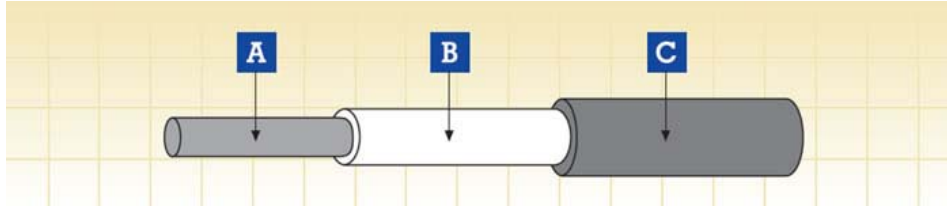


Zero Halogen  
IEC 60754-1/EN 50267-2-1  
NF C32-074/VDE 0472-615



## Chinese Standard Rolling Stock Cables

### Super-thin Wall Sheathed Single Core Cables DTREF 750V



A. Conductor B. Insulation C. Sheath

#### Application

- Used as power and control cable for protected installations inside and outside of rail and transport vehicles, where handling and installation cost are an important factor.
- Used in control, auxiliary and main circuit wiring such as cable harnesses, switchboards and control panels, driver desks etc.

#### Construction

Conductor

Tinned copper wires

Insulation

Electron beam crosslinkable LSZH compound

Sheath

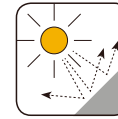
TPU plastic sheath



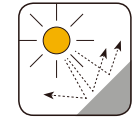
Impact Resistant



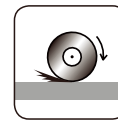
Highly Flexible



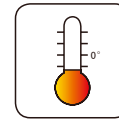
UV Resistant



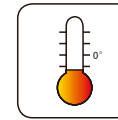
Ozone Resistant



Abrasion Retardant



Cold-resistant



Resistance To Soldering Heat



Acid&Alkaline Resistant

#### Electrical & Mechanical Properties

Nominal Voltage

750V

Short Circuit Temperature (5s)

250°C

Operating Temperature

-60°C/+125°C

Minimum Bending Radius

3 x Overall Diameter (OD≤20mm); 5 x Overall Diameter (OD≥20mm)

#### Fire Performance

Flame Retardant

GB/T18380.1-2001 DZ-1

Low Corrosivity (Acidity & Conductivity)

GB/T17650.1-1998; GB/T17650.2-1998

Halogen Free

GB/T17650.1-1998; GB/T17650.2-1998

Low Smoke

GB/T17651.1-1998; GB/T17651.2-1998

#### DTREF 750V

Nominal Cross-Sectional Area mm <sup>2</sup>	Conductor Construction No/mm	Nominal Insulation Thickness mm	Nominal Sheath Thickness mm	Maximum Overall Diameter mm	Weight kg/km	Maximum Conductor Resistance 20°C Ω/km
0.5	19/0.18	0.25	0.12	1.64	7.8	40.1
0.75	19/0.23	0.25	0.12	1.89	11.6	26.7
1.0	19/0.26	0.25	0.12	2.04	14.0	20.0
1.2	19/0.28	0.25	0.12	2.20	15.8	17.6
1.5	19/0.32	0.30	0.12	2.44	20.8	13.7
2.5	19/0.41	0.30	0.12	2.89	31.8	8.21
4.0	19/0.52	0.35	0.12	3.54	49.9	5.00



IRM 903  
Fuel Oil Resistant



IRM 902  
Mineral Oil Resistant



Fire Retardant  
NF C32-070-2-2(C2)  
IEC60332-3-24/EN50268-2-4



Flame Retardant  
NF C32-070-2-1(C1)  
IEC60332-1-2/EN50268-2-1



Low Toxicity  
NF X70-100NF F63 808  
TM1-04/BS 6853



Low Corrosivity  
IEC60754-2/EN50267-2-2/3  
NF C32-074/VDE 0472-613



Low Smoke Emission  
IEC 61034-2 / EN 50268-2  
NF C32-073/VDE 0472-616

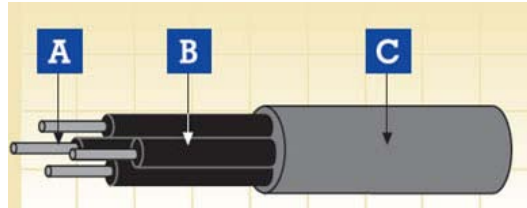


Zero Halogen  
IEC 60754-1/EN 50267-2-1  
NF C32-074/VDE 0472-615



# Chinese Standard Rolling Stock Cables

## Super-thin Wall Multicore Cables DT-RFE 750V



A. Conductor B. Insulation C. Sheath

### Application

- Used as power and control cable for protected installations inside and outside of rail and transport vehicles, where handling and installation cost are an important factor.
- Used in control, auxiliary and main circuit wiring such as cable harnesses, switchboards and control panels, driver desks etc.

### Construction

Conductor

Tinned copper wires

Insulation

Electron beam crosslinkable LSZH compound

Sheath

TPU plastic sheath

### Electrical & Mechanical Properties

Nominal Voltage	750V
Short Circuit Temperature (5s)	250°C
Operating Temperature	-60°C/+125°C
Minimum Bending Radius	3 x Overall Diameter (OD≤20mm) 5 x Overall Diameter (OD≥20mm)

### Fire Performance

Flame Retardant	GB 12666-90 DZ-1
Low Corrosivity (Acidity & Conductivity)	GB/T17650.1-1998; GB/T17650.2-1998
Halogen Free	GB/T17650.1-1998; GB/T17650.2-1998
Low Smoke	GB/T17651.1-1998; GB/T17651.2-1998

### DT-RFE 750V


Number of conductor×Nominal Cross-Sectional Area mm <sup>2</sup>	Conductor Construction No/mm	Maximum Overall Diameter mm	Weight kg/km	Maximum Conductor Resistance 20°C Ω/km
2×0.5	19/0.18	3.84	34.0	40.1
3×0.5	19/0.18	3.97	42.5	40.1
4×0.5	19/0.18	4.60	53.5	40.1
5×0.5	19/0.18	4.82	68.1	40.1
6×0.5	19/0.18	5.06	70.5	40.1
7×0.5	19/0.18	5.40	79.0	40.1
8×0.5	19/0.18	5.96	90.5	40.1
2×0.75	19/0.23	4.14	39.0	26.7
3×0.75	19/0.23	4.71	53.5	26.7
4×0.75	19/0.23	5.16	66.0	26.7





## Chinese Standard Rolling Stock Cables

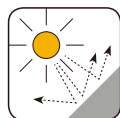
Number of conductor×Nominal Cross-Sectional Area mm <sup>2</sup>	Conductor Construction No/mm	Maximum Overall Diameter mm	Weight kg/km	Maximum Conductor Resistance 20°C Ω/km
5×0.75	19/0.23	5.56	77.8	26.7
6×0.75	19/0.23	5.76	92.8	26.7
7×0.75	19/0.23	6.15	104.0	26.7
8×0.75	19/0.23	6.76	117.0	26.7
2×1.0	19/0.26	4.38	45.0	20.0
3×1.0	19/0.26	5.00	63.0	20.0
4×1.0	19/0.26	5.51	77.5	20.0
5×1.0	19/0.26	5.96	93.0	20.0
6×1.0	19/0.26	6.26	111.5	20.0
7×1.0	19/0.26	6.60	126.0	20.0
8×1.0	19/0.26	7.36	143.0	20.0
2×1.5	19/0.32	5.04	52.5	13.7
3×1.5	19/0.32	5.88	82.5	13.7
4×1.5	19/0.32	6.14	105.5	13.7
5×1.5	19/0.32	6.96	120.0	13.7
6×1.5	19/0.32	7.56	144.75	13.7
7×1.5	19/0.32	7.80	164.5	13.7
8×1.5	19/0.32	8.46	185.0	13.7
2×2.0	19/0.37	6.10	63.7	10.0
3×2.0	19/0.37	6.41	94.7	10.0
4×2.0	19/0.37	7.14	122.5	10.0
5×2.0	19/0.37	8.14	152.2	10.0
6×2.0	19/0.37	8.65	181.9	10.0
7×2.0	19/0.37	8.86	210.7	10.0
8×2.0	19/0.37	9.56	240.4	10.0
2×2.5	19/0.41	6.60	77.5	8.21
3×2.5	19/0.41	7.16	118.0	8.21
4×2.5	19/0.41	8.06	142.5	8.21
5×2.5	19/0.41	9.06	169.0	8.21
6×2.5	19/0.41	9.77	213.2	8.21
7×2.5	19/0.41	10.26	240.0	8.21
8×2.5	19/0.41	11.26	280.0	8.21
2×4.0	19/0.52	7.70	111.0	5.00
3×4.0	19/0.52	8.21	160.65	5.00



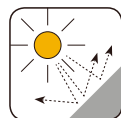
Corona Resistant



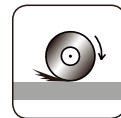
Highly Flexible



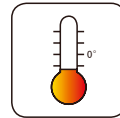
UV Resistant




Ozone Resistant



Abrasion Retardant



Cold-resistant



Resistance To Soldering Heat



Acid&Alkaline Resistant



IRM 903  
Fuel Oil Resistant



IRM 902  
Mineral Oil Resistant



Fire Retardant  
NF C32-070-2.2(C2)  
IEC60332-3-24/EN50266-2-4



Flame Retardant  
NF C32-070-2.1(C1)  
IEC60332-1-2/EN50265-2-1




Low Toxicity  
NF X70-100/NF F63 808  
TM1-04/BS 6853



Low Corrosivity  
IEC60754-2/EN50267-2-2/3  
NF C32-074/VDE 0472-813



Low Smoke Emission  
IEC 61034-2 / EN 50268-2  
NF C32-073/VDE 0472-816

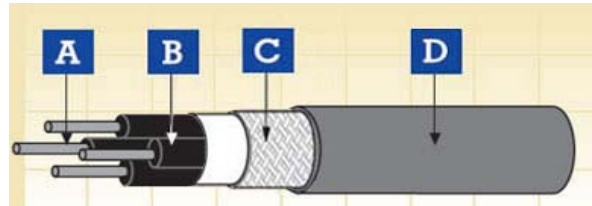


Zero Halogen  
IEC 60754-1/EN 50267-2-1  
NF C32-074/VDE 0472-815



# Chinese Standard Rolling Stock Cables

## Super-thin Wall Screened Multicore Cables DT-RFPE 750V



A. Conductor B. Insulation C. Screen D. Sheath

### Application

- Used as power and control cable for protected installations inside and outside of rail and transport vehicles, where handling and installation cost are an important factor.
- Used in control, auxiliary and main circuit wiring such as cable harnesses, switchboards and control panels, driver desks etc.

### Construction

#### Conductor

Tinned copper wires

#### Insulation

Electron beam crosslinkable LSZH compound

#### Screen

Tinned copper wire braid

#### Sheath

TPU plastic sheath

### Electrical & Mechanical Properties

Nominal Voltage	750V
Short Circuit Temperature (5s)	250°C
Operating Temperature	-60°C/+125°C
Minimum Bending Radius	3 x Overall Diameter (OD≤20mm) 5 x Overall Diameter (OD≥20mm)

### Fire Performance

Flame Retardant	GB 12666-90 DZ-1
Low Corrosivity (Acidity & Conductivity)	GB/T17650.1-1998; GB/T17650.2-1998
Halogen Free	GB/T17650.1-1998; GB/T17650.2-1998
Low Smoke	GB/T17651.1-1998; GB/T17651.2-1998

### DT-RFPE 750V

Number of conductor×Nominal Cross-Sectional Area mm <sup>2</sup>	Conductor Construction No/mm	Maximum Overall Diameter mm	Weight kg/km	Maximum Conductor Resistance 20°C Ω/km
2×0.5	19/0.18	4.10	47.50	40.1
3×0.5	19/0.18	4.23	57.50	40.1
4×0.5	19/0.18	4.84	70.00	40.1
5×0.5	19/0.18	5.06	84.10	40.1
6×0.5	19/0.18	5.20	93.00	40.1
7×0.5	19/0.18	5.34	103.00	40.1
8×0.5	19/0.18	6.20	116.50	40.1



## Chinese Standard Rolling Stock Cables

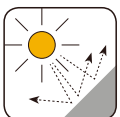
Number of conductor×Nominal Cross-Sectional Area mm <sup>2</sup>	Conductor Construction No/mm	Maximum Overall Diameter mm	Weight kg/km	Maximum Conductor Resistance 20°C Ω/km
2×0.75	19/0.23	4.38	54.00	26.7
3×0.75	19/0.23	4.95	70.55	26.7
4×0.75	19/0.23	5.40	83.50	26.7
5×0.75	19/0.23	5.80	100.25	26.7
6×0.75	19/0.23	6.00	115.25	26.7
7×0.75	19/0.23	6.39	130.00	26.7
8×0.75	19/0.23	7.00	144.50	26.7
2×1.0	19/0.26	4.62	60.50	20.0
3×1.0	19/0.26	5.24	80.50	20.0
4×1.0	19/0.26	5.75	96.57	20.0
5×1.0	19/0.26	6.20	115.26	20.0
6×1.0	19/0.26	6.50	134.00	20.0
7×1.0	19/0.26	6.84	153.55	20.0
8×1.0	19/0.26	7.60	168.35	20.0
2×1.5	19/0.32	5.25	77.50	13.7
3×1.5	19/0.32	6.12	98.50	13.7
4×1.5	19/0.32	6.38	121.60	13.7
5×1.5	19/0.32	7.20	145.00	13.7
6×1.5	19/0.32	7.80	169.95	13.7
7×1.5	19/0.32	8.04	192.00	13.7
8×1.5	19/0.32	8.70	212.50	13.7
2×2.0	19/0.37	6.34	86.50	10.0
3×2.0	19/0.37	6.65	118.30	10.0
4×2.0	19/0.37	7.38	151.50	10.0
5×2.0	19/0.37	8.38	184.90	10.0
6×2.0	19/0.37	8.89	218.60	10.0
7×2.0	19/0.37	9.10	248.40	10.0
8×2.0	19/0.37	9.80	282.10	10.0
2×2.5	19/0.41	6.84	97.50	8.21
3×2.5	19/0.41	7.40	134.00	8.21
4×2.5	19/0.41	8.30	165.00	8.21
5×2.5	19/0.41	9.30	196.80	8.21
6×2.5	19/0.41	10.01	238.20	8.21
7×2.5	19/0.41	10.50	276.90	8.21
8×2.5	19/0.41	11.50	320.00	8.21
2×4.0	19/0.52	7.94	133.50	5.00
3×4.0	19/0.52	8.45	185.65	5.00



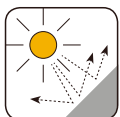
Corona Resistant



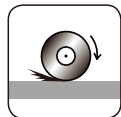
Highly Flexible



UV Resistant



Ozone Resistant



Abrasion Retardant



Cold-resistant



Resistance To Soldering Heat



Acid&Alkaline Resistant



IRM 903  
Fuel Oil Resistant



IRM 902  
Mineral Oil Resistant



Fire Retardant  
NF C32-070-2-2(C2)  
IEC60332-3-24/EN50265-2-4



Flame Retardant  
NF C32-070-2-1(C1)  
IEC60332-1-2/EN50265-2-1




Low Toxicity  
NF X70-100/NF F63 808  
TM1-04/BS 6853



Low Corrosivity  
IEC60754-2/EN50267-2-2/3  
NF C32-074/VDE 0472-813



Low Smoke Emission  
IEC 61034-2 / EN 50268-2  
NF C32-073/VDE 0472-816



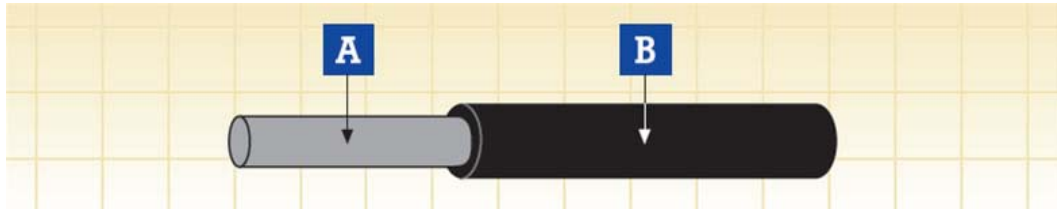
Zero Halogen  
IEC 60754-1/EN 50267-2-1  
NF C32-074/VDE 0472-815





# Chinese Standard Rolling Stock Cables

Low Smoke Halogen Free Flame Retardant Thin Wall Single Core Cables  
WDZ-DCYJB-125, WDZ-DCYJB/2-125, WDZ-DCYJB/3-125  
WDZ-DCYJB-150, WDZ-DCYJB/2-150, WDZ-DCYJB/3-150 750V



A. Conductor B. Insulation

### Application

- Used as power and control cable for protected installations inside and outside of rail and transport vehicles, where handling and installation cost are an important factor.
- Used in control, auxiliary and main circuit wiring such as cable harnesses, switchboards and control panels, driver desks etc.

### Construction

- Conductor  
Tinned copper wires
- Separator (if available)
- Insulation  
Cross-link polyolefin compound

### Electrical & Mechanical Properties

- Nominal Voltage: 750V
- Long-term Working Temperature: 125°C (WDZ-DCYJB-125, WDZ-DCYJB/2-125, WDZ-DCYJB/3-125); 150°C (WDZ-DCYJB-150, WDZ-DCYJB/2-150, WDZ-DCYJB/3-150)
- Lowest Operation Temperature: -60°C
- Minimum Bending Radius: 6 x Overall Diameter

### Fire Performance

- Flame Retardant: GB/T18380.1-2001; IEC 60332-3-25 D
- Low Corrosivity (Acidity & Conductivity): GB/T17650.1-1998; GB/T17650.2-1998
- Halogen Free: GB/T17650.1-1998; GB/T17650.2-1998
- Low Smoke: GB/T17651.1-1998; GB/T17651.2-1998

WDZ-DCYJB-125, WDZ-DCYJB/2-125, WDZ-DCYJB/3-125  
WDZ-DCYJB-150, WDZ-DCYJB/2-150, WDZ-DCYJB/3-150 750V


Nominal Cross-Sectional Area	Conductor Construction	Nominal Insulation Thickness	Maximum Overall Diameter	Maximum Conductor Resistance 20°C
mm <sup>2</sup>	No/mm	mm	mm	Ω/km
0.5	19/0.18	0.3	1.5	40.1
0.75	19/0.23	0.3	1.75	26.7
1.0	19/0.26	0.3	1.85	20.0
1.2	19/0.28	0.3	2.00	17.6
1.5	19/0.32	0.3	2.15	13.7
2.0	19/0.37	0.3	2.45	10.0



## Chinese Standard Rolling Stock Cables

Nominal Cross-Sectional Area	Conductor Construction	Nominal Insulation Thickness	Maximum Overall Diameter	Maximum Conductor Resistance 20°C
mm <sup>2</sup>	No/mm	mm	mm	Ω/km
2.5	19/0.41	0.3	2.65	8.21
4	19/0.52	0.3	3.20	5.0
6	19/0.64	0.3	3.85	3.4

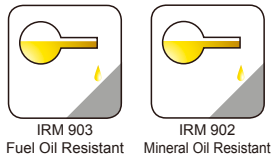
For WDZ-DCYJB, WDZ-DCYJB/2, WDZ-DCYJB/3 type:



For WDZ-DCYJB/2 type:



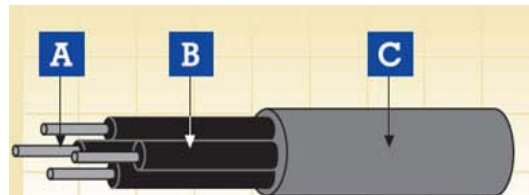
For WDZ-DCYJB/3 type:





# Chinese Standard Rolling Stock Cables

## Low Smoke Halogen Free Flame Retardant Thin Wall Multicore Cables WDZ-DCK/B-100, WDZ-DCK/B-125 250V, 750V



A. Conductor B. Insulation C. Sheath

### Application

- Used as power and control cable for protected installations inside and outside of rail and transport vehicles, where handling and installation cost are an important factor.
- Used in control, auxiliary and main circuit wiring such as cable harnesses, switchboards and control panels, driver desks etc.

### Construction

- Conductor  
Tinned copper wires
- Separator (if available)
- Insulation  
Low smoke halogen free flame retardant compound
- Filler
- Separator
- Sheath  
Low smoke halogen free flame retardant compound

### Electrical & Mechanical Properties

- Nominal Voltage 250V, 750V
- Long-term Working Temperature 100°C (WDZ-DCK/B-100); 125°C (WDZ-DCK/B-125)
- Lowest Operation Temperature -40°C
- Minimum Bending Radius 2 x Overall Diameter (OD≤10mm); 4 x Overall Diameter (10mm≤OD≤20mm); 6 x Overall Diameter (OD≥20mm)

### Fire Performance

- Flame Retardant GB/T 18380.1-2001; GB/T 18380.3-2001 C
- Low Corrosivity (Acidity & Conductivity) GB/T17650.1-1998; GB/T17650.2-1998
- Halogen Free GB/T17650.1-1998; GB/T17650.2-1998
- Low Smoke GB/T17651.1-1998; GB/T17651.2-1998

### WDZ-DCK/B-100, WDZ-DCK/B-125 250V

Number of conductor×Nominal Cross-Sectional Area	Conductor Construction	Overall Diameter	Weight	Maximum Conductor Resistance 20°C
mm <sup>2</sup>	No/mm	mm	kg/km	Ω/km
2×0.5	16/0.20	5.0	38	40.1
3×0.5	16/0.20	5.7	46	40.1
5×0.5	16/0.20	6.5	65	40.1





## Chinese Standard Rolling Stock Cables

Number of conductor×Nominal Cross-Sectional Area	Conductor Construction	Overall Diameter	Weight	Maximum Conductor Resistance 20°C
mm <sup>2</sup>	No/mm	mm	kg/km	Ω/km
7×0.5	16/0.20	7.0	80	40.1
11×0.5	16/0.20	8.7	117	40.1
16×0.5	16/0.20	9.5	154	40.1
19×0.5	16/0.20	10.0	176	40.1
20×0.5	16/0.20	10.5	187	40.1
24×0.5	16/0.20	11.5	217	40.1
33×0.5	16/0.20	13.0	295	40.1
37×0.5	16/0.20	13.4	324	40.1
43×0.5	16/0.20	15.0	373	40.1
48×0.5	16/0.20	15.2	407	40.1
2×0.75	24/0.20	5.5	48	26.7
3×0.75	24/0.20	6.2	57	26.7
5×0.75	24/0.20	7.2	82	26.7
7×0.75	24/0.20	7.7	102	26.7
11×0.75	24/0.20	9.7	152	26.7
16×0.75	24/0.20	10.7	203	26.7
19×0.75	24/0.20	11.2	233	26.7
20×0.75	24/0.20	11.7	248	26.7
24×0.75	24/0.20	13.4	302	26.7
33×0.75	24/0.20	14.6	394	26.7
37×0.75	24/0.20	15.1	434	26.7
43×0.75	24/0.20	16.9	501	26.7
48×0.75	24/0.20	17.2	549	26.7
2×1.0	32/0.20	5.9	55	20.0
3×1.0	32/0.20	6.6	67	20.0
5×1.0	32/0.20	7.6	98	20.0
7×1.0	32/0.20	8.2	124	20.0
11×1.0	32/0.20	10.5	186	20.0
16×1.0	32/0.20	11.5	250	20.0
19×1.0	32/0.20	12.5	301	20.0
20×1.0	32/0.20	13.1	320	20.0
24×1.0	32/0.20	14.4	373	20.0
33×1.0	32/0.20	15.8	490	20.0
37×1.0	32/0.20	16.4	540	20.0
43×1.0	32/0.20	18.7	643	20.0
48×1.0	32/0.20	19.0	704	20.0
2×1.5	48/0.20	6.5	70	13.7
3×1.5	48/0.20	7.2	86	13.7
5×1.5	48/0.20	8.4	129	13.7
7×1.5	48/0.20	9.1	166	13.7
11×1.5	48/0.20	11.7	252	13.7
16×1.5	48/0.20	13.3	356	13.7
19×1.5	48/0.20	14.0	411	13.7
20×1.5	48/0.20	14.6	436	13.7
24×1.5	48/0.20	16.2	511	13.7
33×1.5	48/0.20	18.1	693	13.7
37×1.5	48/0.20	18.8	765	13.7
43×1.5	48/0.20	21.0	855	13.7
48×1.5	48/0.20	21.4	973	13.7
2×2.5	77/0.20	7.4	96	8.21
3×2.5	77/0.20	8.2	125	8.21
5×2.5	77/0.20	9.7	185	8.21
7×2.5	77/0.20	10.5	241	8.21
11×2.5	77/0.20	14.0	383	8.21
16×2.5	77/0.20	15.5	524	8.21
19×2.5	77/0.20	16.3	607	8.21
20×2.5	77/0.20	17.1	646	8.21
24×2.5	77/0.20	19.4	778	8.21
33×2.5	77/0.20	21.3	1034	8.21
37×2.5	77/0.20	22.1	1145	8.21
43×2.5	77/0.20	25.0	1337	8.21



# Chinese Standard Rolling Stock Cables

Number of conductor×Nominal Cross-Sectional Area	Conductor Construction	Overall Diameter	Weight	Maximum Conductor Resistance 20°C
mm <sup>2</sup>	No/mm	mm	kg/km	Ω/km
48×2.5	77/0.20	25.4	1474	8.21
2×4.0	77/0.26	8.6	139	5.09
3×4.0	77/0.26	9.5	186	5.09
5×4.0	77/0.26	11.3	279	5.09
7×4.0	77/0.26	12.7	382	5.09
11×4.0	77/0.26	16.5	591	5.09
16×4.0	77/0.26	18.7	833	5.09
19×4.0	77/0.26	19.7	968	5.09
20×4.0	77/0.26	20.7	1029	5.09
24×4.0	77/0.26	23.2	1230	5.09
33×4.0	77/0.26	25.5	1643	5.09
37×4.0	77/0.26	26.5	1822	5.09
43×4.0	77/0.26	29.8	2112	5.09
48×4.0	77/0.26	30.3	2334	5.09

## WDZ-DCK/B-100, WDZ-DCK/B-125 750V

Number of conductor×Nominal Cross-Sectional Area	Conductor Construction	Overall Diameter	Weight	Maximum Conductor Resistance 20°C
mm <sup>2</sup>	No/mm	mm	kg/km	Ω/km
2×0.5	16/0.20	5.2	44	40.1
3×0.5	16/0.20	5.9	51	40.1
5×0.5	16/0.20	6.8	71	40.1
7×0.5	16/0.20	7.3	87	40.1
11×0.5	16/0.20	9.1	128	40.1
16×0.5	16/0.20	10.0	167	40.1
19×0.5	16/0.20	10.5	191	40.1
20×0.5	16/0.20	11.0	215	40.1
24×0.5	16/0.20	12.5	249	40.1
33×0.5	16/0.20	13.7	320	40.1
37×0.5	16/0.20	14.1	351	40.1
43×0.5	16/0.20	15.8	422	40.1
48×0.5	16/0.20	16.0	459	40.1
2×0.75	24/0.20	5.7	52	26.7
3×0.75	24/0.20	6.4	62	26.7
5×0.75	24/0.20	7.4	88	26.7
7×0.75	24/0.20	8.0	110	26.7
11×0.75	24/0.20	10.1	163	26.7
16×0.75	24/0.20	11.1	216	26.7
19×0.75	24/0.20	11.7	261	26.7
20×0.75	24/0.20	12.7	278	26.7
24×0.75	24/0.20	14.0	322	26.7
33×0.75	24/0.20	15.3	419	26.7
37×0.75	24/0.20	15.8	470	26.7
43×0.75	24/0.20	18.1	552	26.7
48×0.75	24/0.20	18.4	602	26.7
2×1.0	32/0.20	6.1	61	20.0
3×1.0	32/0.20	6.8	73	20.0
5×1.0	32/0.20	7.9	106	20.0
7×1.0	32/0.20	8.5	133	20.0
11×1.0	32/0.20	10.9	212	20.0
16×1.0	32/0.20	12.0	281	20.0
19×1.0	32/0.20	13.0	322	20.0
20×1.0	32/0.20	13.6	342	20.0
24×1.0	32/0.20	15.0	398	20.0
33×1.0	32/0.20	16.5	540	20.0
37×1.0	32/0.20	17.1	593	20.0
43×1.0	32/0.20	19.5	685	20.0
48×1.0	32/0.20	19.8	749	20.0
2×1.5	48/0.20	6.7	78	13.7



## Chinese Standard Rolling Stock Cables

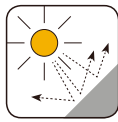
Number of conductor×Nominal Cross-Sectional Area	Conductor Construction	Overall Diameter	Weight	Maximum Conductor Resistance 20°C
mm <sup>2</sup>	No/mm	mm	kg/km	Ω/km
3×1.5	48/0.20	7.4	94	13.7
5×1.5	48/0.20	8.7	133	13.7
7×1.5	48/0.20	9.4	171	13.7
11×1.5	48/0.20	12.5	272	13.7
16×1.5	48/0.20	13.8	366	13.7
19×1.5	48/0.20	14.5	424	13.7
20×1.5	48/0.20	15.1	451	13.7
24×1.5	48/0.20	16.8	528	13.7
33×1.5	48/0.20	18.8	717	13.7
37×1.5	48/0.20	19.5	792	13.7
43×1.5	48/0.20	21.8	916	13.7
48×1.5	48/0.20	22.2	1007	13.7
2×2.5	77/0.20	7.6	99	8.21
3×2.5	77/0.20	8.4	129	8.21
5×2.5	77/0.20	10.0	190	8.21
7×2.5	77/0.20	10.8	247	8.21
11×2.5	77/0.20	14.4	393	8.21
16×2.5	77/0.20	16.0	537	8.21
19×2.5	77/0.20	16.8	622	8.21
20×2.5	77/0.20	18.0	680	8.21
24×2.5	77/0.20	20.0	797	8.21
33×2.5	77/0.20	22.0	1060	8.21
37×2.5	77/0.20	23.0	1185	8.21
43×2.5	77/0.20	25.8	1371	8.21
48×2.5	77/0.20	26.2	1511	8.21
2×4.0	77/0.26	8.8	142	5.09
3×4.0	77/0.26	9.7	190	5.09
5×4.0	77/0.26	11.6	285	5.09
7×4.0	77/0.26	13.0	389	5.09
11×4.0	77/0.26	16.9	599	5.09
16×4.0	77/0.26	19.2	849	5.09
19×4.0	77/0.26	20.2	986	5.09
20×4.0	77/0.26	21.2	1049	5.09
24×4.0	77/0.26	23.8	1246	5.09
33×4.0	77/0.26	26.2	1667	5.09
37×4.0	77/0.26	27.2	1849	5.09
43×4.0	77/0.26	30.6	2143	5.09
48×4.0	77/0.26	31.1	2368	5.09



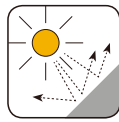
Corona Resistant



Highly Flexible



UV Resistant



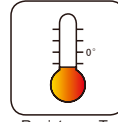
Ozone Resistant



Abrasion Retardant



Cold-resistant



Resistance To Soldering Heat



Acid&Alkaline Resistant



IRM 903 Fuel Oil Resistant



IRM 902 Mineral Oil Resistant



Fire Retardant  
NF C32-070-2.2(C2)  
IEC60332-3-24/EN50266-2-4



Flame Retardant  
NF C32-070-2.1(C1)  
IEC60332-1-2/EN50265-2-1




Low Toxicity  
NF X70-100/NF F63 808  
TM1-04/BS 6853



Low Corrosivity  
IEC60754-2/EN50267-2-2/3  
NF C32-074/VDE 0472-813



Low Smoke Emission  
IEC 61034-2 / EN 50268-2  
NF C32-073/VDE 0472-816



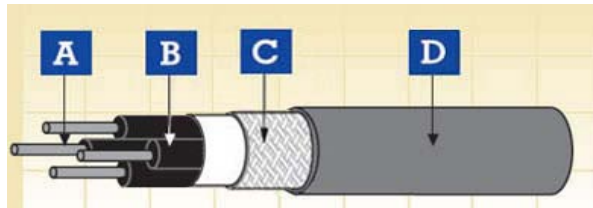
Zero Halogen  
IEC 60754-1/EN 50267-2-1  
NF C32-074/VDE 0472-815





# Chinese Standard Rolling Stock Cables

## Low Smoke Halogen Free Flame Retardant Thin Wall Screened Multicore Cables WDW-DCKP/B-100, WDW-DCKP/B-125 250V, 750V



A. Conductor B. Insulation C. Screen D. Sheath

### Application

- Used as power and control cable for protected installations inside and outside of rail and transport vehicles, where handling and installation cost are an important factor.
- Used in control, auxiliary and main circuit wiring such as cable harnesses, switchboards and control panels, driver desks etc.

### Construction

- Conductor
  - Tinned copper wires
- Separator (if available)
- Insulation
  - Low smoke halogen free flame retardant compound
- Filler
- Separator
- Screen
  - Tinned copper braid
- Sheath
  - Low smoke halogen free flame retardant compound

### Electrical & Mechanical Properties

Nominal Voltage	250V, 750V
Long-term Working Temperature	100°C (WDZ-DCKP/B-100); 125°C (WDZ-DCKP/B-125)
Lowest Operation Temperature	-40°C
Minimum Bending Radius	2 x Overall Diameter (OD≤10mm); 4 x Overall Diameter (10mm≤OD≤20mm); 6 x Overall Diameter (OD≥20mm)

### Fire Performance

Flame Retardant	GB/T 18380.1-2001; GB/T 18380.3-2001 C
Low Corrosivity (Acidity & Conductivity)	GB/T17650.1-1998; GB/T17650.2-1998
Halogen Free	GB/T17650.1-1998; GB/T17650.2-1998
Low Smoke	GB/T17651.1-1998; GB/T17651.2-1998



## Chinese Standard Rolling Stock Cables

### WDZ-DCKP/B-100, WDZ-DCKP/B-125 250V

Number of conductor×Nominal Cross-Sectional Area	Conductor Construction	Overall Diameter	Weight	Maximum Conductor Resistance 20°C
mm <sup>2</sup>	No/mm	mm	kg/km	Ω/km
2×0.5	16/0.20	5.8	67	40.1
3×0.5	16/0.20	6.5	76	40.1
5×0.5	16/0.20	7.3	100	40.1
7×0.5	16/0.20	7.8	118	40.1
11×0.5	16/0.20	9.5	166	40.1
16×0.5	16/0.20	10.3	209	40.1
19×0.5	16/0.20	10.8	232	40.1
20×0.5	16/0.20	11.3	246	40.1
24×0.5	16/0.20	12.3	283	40.1
33×0.5	16/0.20	13.8	369	40.1
37×0.5	16/0.20	14.2	400	40.1
43×0.5	16/0.20	15.8	459	40.1
48×0.5	16/0.20	16.0	494	40.1
2×0.75	24/0.20	6.3	79	26.7
3×0.75	24/0.20	7.0	90	26.7
5×0.75	24/0.20	8.0	120	26.7
7×0.75	24/0.20	8.5	144	26.7
11×0.75	24/0.20	10.5	207	26.7
16×0.75	24/0.20	11.5	263	26.7
19×0.75	24/0.20	12.0	296	26.7
20×0.75	24/0.20	12.5	314	26.7
24×0.75	24/0.20	14.2	377	26.7
33×0.75	24/0.20	15.4	476	26.7
37×0.75	24/0.20	15.9	519	26.7
43×0.75	24/0.20	17.7	597	26.7
48×0.75	24/0.20	18.0	647	26.7
2×1.0	32/0.20	6.7	89	20.0
3×1.0	32/0.20	7.4	102	20.0
5×1.0	32/0.20	8.4	139	20.0
7×1.0	32/0.20	9.0	169	20.0
11×1.0	32/0.20	11.3	244	20.0
16×1.0	32/0.20	12.3	315	20.0
19×1.0	32/0.20	13.3	370	20.0
20×1.0	32/0.20	13.9	392	20.0
24×1.0	32/0.20	15.2	454	20.0
33×1.0	32/0.20	16.6	579	20.0
37×1.0	32/0.20	17.2	633	20.0
43×1.0	32/0.20	19.7	774	20.0
48×1.0	32/0.20	20.0	838	20.0
2×1.5	48/0.20	7.3	107	13.7
3×1.5	48/0.20	8.0	125	13.7
5×1.5	48/0.20	9.2	175	13.7
7×1.5	48/0.20	9.9	216	13.7
11×1.5	48/0.20	12.5	318	13.7
16×1.5	48/0.20	14.1	430	13.7
19×1.5	48/0.20	14.8	489	13.7
20×1.5	48/0.20	15.4	519	13.7
24×1.5	48/0.20	17.0	603	13.7
33×1.5	48/0.20	19.1	823	13.7
37×1.5	48/0.20	19.8	901	13.7
43×1.5	48/0.20	22.0	1037	13.7
48×1.5	48/0.20	22.4	1128	13.7
2×2.5	77/0.20	8.2	139	8.21
3×2.5	77/0.20	9.0	171	8.21
5×2.5	77/0.20	10.5	240	8.21
7×2.5	77/0.20	11.3	300	8.21
11×2.5	77/0.20	14.8	462	8.21
16×2.5	77/0.20	16.3	612	8.21
19×2.5	77/0.20	17.1	701	8.21



# Chinese Standard Rolling Stock Cables

Number of conductor×Nominal Cross-Sectional Area	Conductor Construction	Overall Diameter	Weight	Maximum Conductor Resistance 20°C
mm <sup>2</sup>	No/mm	mm	kg/km	Ω/km
20×2.5	77/0.20	17.9	744	8.21
24×2.5	77/0.20	20.4	917	8.21
33×2.5	77/0.20	22.3	1187	8.21
37×2.5	77/0.20	23.1	1306	8.21
43×2.5	77/0.20	26.0	1519	8.21
48×2.5	77/0.20	26.4	1658	8.21
2×4.0	77/0.26	9.4	189	5.09
3×4.0	77/0.26	10.3	240	5.09
5×4.0	77/0.26	12.1	344	5.09
7×4.0	77/0.26	13.5	455	5.09
11×4.0	77/0.26	17.3	686	5.09
16×4.0	77/0.26	19.7	967	5.09
19×4.0	77/0.26	20.7	1110	5.09
20×4.0	77/0.26	21.7	1178	5.09
24×4.0	77/0.26	24.2	1398	5.09
33×4.0	77/0.26	26.5	1821	5.09
37×4.0	77/0.26	27.5	2008	5.09
43×4.0	77/0.26	31.0	2366	5.09
48×4.0	77/0.26	31.5	2592	5.09

## WDZ-DCKP/B-100, WDZ-DCKP/B-125 750V

Number of conductor×Nominal Cross-Sectional Area	Conductor Construction	Overall Diameter	Weight	Maximum Conductor Resistance 20°C
mm <sup>2</sup>	No/mm	mm	kg/km	Ω/km
2×0.5	16/0.20	6.0	72	40.1
3×0.5	16/0.20	6.7	80	40.1
5×0.5	16/0.20	7.6	105	40.1
7×0.5	16/0.20	8.1	124	40.1
11×0.5	16/0.20	9.9	175	40.1
16×0.5	16/0.20	10.8	219	40.1
19×0.5	16/0.20	11.3	245	40.1
20×0.5	16/0.20	11.8	260	40.1
24×0.5	16/0.20	13.3	312	40.1
33×0.5	16/0.20	14.5	389	40.1
37×0.5	16/0.20	14.9	422	40.1
43×0.5	16/0.20	16.6	485	40.1
48×0.5	16/0.20	16.8	522	40.1
2×0.75	24/0.20	6.5	83	26.7
3×0.75	24/0.20	7.2	94	26.7
5×0.75	24/0.20	8.2	126	26.7
7×0.75	24/0.20	8.8	151	26.7
11×0.75	24/0.20	10.9	216	26.7
16×0.75	24/0.20	11.9	274	26.7
19×0.75	24/0.20	12.5	310	26.7
20×0.75	24/0.20	13.5	342	26.7
24×0.75	24/0.20	14.8	394	26.7
33×0.75	24/0.20	16.1	499	26.7
37×0.75	24/0.20	16.6	543	26.7
43×0.75	24/0.20	19.1	670	26.7
48×0.75	24/0.20	19.4	722	26.7
2×1.0	32/0.20	6.9	92	20.0
3×1.0	32/0.20	7.6	106	20.0
5×1.0	32/0.20	8.7	145	20.0
7×1.0	32/0.20	9.3	176	20.0
11×1.0	32/0.20	11.7	255	20.0
16×1.0	32/0.20	12.8	328	20.0
19×1.0	32/0.20	13.8	385	20.0
20×1.0	32/0.20	14.4	408	20.0
24×1.0	32/0.20	15.8	472	20.0

# Chinese Standard Rolling Stock Cables

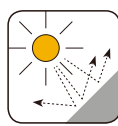
Number of conductor×Nominal Cross-Sectional Area	Conductor Construction	Overall Diameter	Weight	Maximum Conductor Resistance 20°C
mm <sup>2</sup>	No/mm	mm	kg/km	Ω/km
33×1.0	32/0.20	17.3	602	20.0
37×1.0	32/0.20	17.9	675	20.0
43×1.0	32/0.20	20.5	806	20.0
48×1.0	32/0.20	20.8	873	20.0
2×1.5	48/0.20	7.5	111	13.7
3×1.5	48/0.20	8.2	129	13.7
5×1.5	48/0.20	9.5	181	13.7
7×1.5	48/0.20	10.2	224	13.7
11×1.5	48/0.20	13.3	342	13.7
16×1.5	48/0.20	14.6	443	13.7
19×1.5	48/0.20	15.3	505	13.7
20×1.5	48/0.20	15.9	536	13.7
24×1.5	48/0.20	17.6	623	13.7
33×1.5	48/0.20	19.8	851	13.7
37×1.5	48/0.20	20.5	931	13.7
43×1.5	48/0.20	22.8	1072	13.7
48×1.5	48/0.20	23.2	1165	13.7
2×2.5	77/0.20	8.4	143	8.21
3×2.5	77/0.20	9.2	176	8.21
5×2.5	77/0.20	10.8	246	8.21
7×2.5	77/0.20	11.6	308	8.21
11×2.5	77/0.20	15.2	475	8.21
16×2.5	77/0.20	16.8	629	8.21
19×2.5	77/0.20	17.6	719	8.21
20×2.5	77/0.20	19.0	809	8.21
24×2.5	77/0.20	21.0	942	8.21
33×2.5	77/0.20	23.0	1219	8.21
37×2.5	77/0.20	24.0	1351	8.21
43×2.5	77/0.20	26.8	1559	8.21
48×2.5	77/0.20	27.2	1702	8.21
2×4.0	77/0.26	9.6	194	5.09
3×4.0	77/0.26	10.5	244	5.09
5×4.0	77/0.26	12.4	351	5.09
7×4.0	77/0.26	13.8	463	5.09
11×4.0	77/0.26	17.7	696	5.09
16×4.0	77/0.26	20.2	987	5.09
19×4.0	77/0.26	21.2	1132	5.09
20×4.0	77/0.26	22.2	1202	5.09
24×4.0	77/0.26	24.8	1418	5.09
33×4.0	77/0.26	27.2	1857	5.09
37×4.0	77/0.26	28.2	2047	5.09
43×4.0	77/0.26	31.8	2413	5.09
48×4.0	77/0.26	32.3	2643	5.09



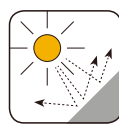
Corona Resistant



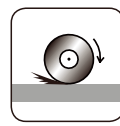
Highly Flexible



UV Resistant



Ozone Resistant



Abrasion Retardant



Cold- resistant



Resistance To Soldering Heat



Acid&Alkaline Resistant



IRM 903 Fuel Oil Resistant



IRM 902 Mineral Oil Resistant



Fire Retardant  
NF C32-070-2.2(C2)  
IEC60332-3-24/EN50266-2.4



Flame Retardant  
NF C32-070-2.1(C1)  
IEC60332-1-2/EN50265-2-1




Low Toxicity  
NF X70-100/NF F83 808  
TM1-04/BS 6853



Low Corrosivity  
IEC60754-2/EN50267-2-2/3  
NF C32-074/VDE 0472-813



Low Smoke Emission  
IEC 61034-2 / EN 50268-2  
NF C32-073/VDE 0472-816



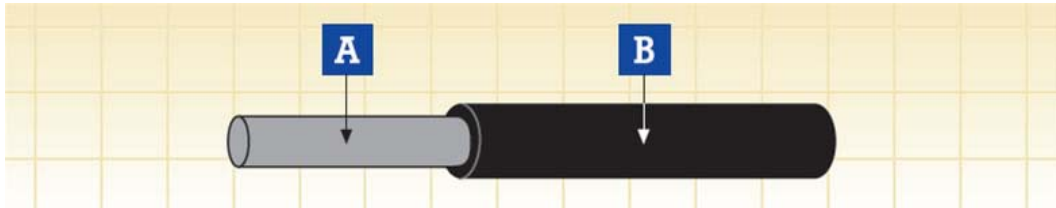
Zero Halogen  
IEC 60754-1/EN 50267-2-1  
NF C32-074/VDE 0472-815





# Chinese Standard Rolling Stock Cables

## Low Smoke Halogen Free Flame Retardant Unsheathed Single Core Cables WDJ-DCYJ-125, WDJ-DCYJ/2-125, WDJ-DCYJ/3-125 750V, 1500V, 3000V



A. Conductor B. Insulation

### Application

- Used as power and control cable for protected installations inside and outside of rail and transport vehicles, where handling and installation cost are an important factor.
- Used in control, auxiliary and main circuit wiring such as cable harnesses, switchboards and control panels, driver desks etc.

### Construction

- Conductor
- Tinned copper wires
- Separator (if available)
- Insulation
- Cross-link Polyolefin insulation

### Electrical & Mechanical Properties

- Nominal Voltage: 750V, 1500V, 3000V
- Operating Temperature: -55°C/+125°C
- Minimum Bending Radius: 3 x Overall Diameter (OD≤20mm); 5 x Overall Diameter (OD≥20mm)

### Fire Performance

- Flame Retardant: GB 12666-90 DZ-1
- Low Corrosivity (Acidity & Conductivity): GB/T17650.1-1998; GB/T17650.2-1998
- Halogen Free: GB/T17650.1-1998; GB/T17650.2-1998
- Low Smoke: GB/T17651.1-1998; GB/T17651.2-1998

### WDJ-DCYJ-125, WDJ-DCYJ/2-125, WDJ-DCYJ/3-125 750V

Nominal Cross-Sectional Area	Conductor Construction	Nominal Insulation Thickness	Maximum Overall Diameter	Weight	Maximum Conductor Resistance 20°C
mm <sup>2</sup>	No/mm	mm	mm	kg/km	Ω/km
0.75	24/0.20	0.8	3.0	14	26.7
1.0	32/0.20	0.8	3.3	16	20.0
1.5	48/0.20	0.8	3.6	21	13.7
2.5	77/0.20	0.8	4.2	31	8.21
4	126/0.20	0.8	5.0	52	5.09
6	189/0.20	0.8	5.7	73	3.39
10	322/0.20	1.2	7.7	126	1.95
16	513/0.20	1.2	9.0	184	1.24
25	798/0.20	1.2	10.5	274	0.795



# Chinese Standard Rolling Stock Cables

Nominal Cross-Sectional Area	Conductor Construction	Nominal Insulation Thickness	Maximum Overall Diameter	Weight	Maximum Conductor Resistance 20°C
mm <sup>2</sup>	No/mm	mm	mm	kg/km	Ω/km
35	1121/0.20	1.2	11.8	378	0.565
50	703/0.30	1.4	13.9	540	0.393
70	999/0.30	1.6	16.5	767	0.277
95	1332/0.30	1.6	18.6	1031	0.210
120	1702/0.30	1.8	21.0	1267	0.164
150	2109/0.30	2.0	23.4	1557	0.132
185	1443/0.40	2.0	25.5	1881	0.108
240	1924/0.40	2.2	29.4	2518	0.0817
300	2368/0.40	2.2	32.0	3084	0.0654

## WDZ-DCYJ-125, WDZ-DCYJ/2-125, WDZ-DCYJ/3-125 1500V

Nominal Cross-Sectional Area	Conductor Construction	Nominal Insulation Thickness	Maximum Overall Diameter	Weight	Maximum Conductor Resistance 20°C
mm <sup>2</sup>	No/mm	mm	mm	kg/km	Ω/km
0.75	24/0.20	1.2	3.9	19	26.7
1.0	32/0.20	1.2	4.1	22	20.0
1.5	48/0.20	1.2	4.4	27	13.7
2.5	77/0.20	1.2	5.0	38	8.21
4	126/0.20	1.2	5.9	55	5.09
6	189/0.20	1.2	6.6	82	3.39
10	322/0.20	1.4	8.1	131	1.95
16	513/0.20	1.4	9.4	190	1.24
25	798/0.20	1.4	10.9	282	0.795
35	1121/0.20	1.4	12.2	397	0.565
50	703/0.30	1.6	14.4	561	0.393
70	999/0.30	1.8	17.0	779	0.277
95	1332/0.30	2.0	19.4	1045	0.210
120	1702/0.30	2.2	21.4	1282	0.164
150	2109/0.30	2.4	24.2	1574	0.132
185	1443/0.40	2.4	26.3	1919	0.108
240	1924/0.40	2.6	30.2	2561	0.0817
300	2368/0.40	2.6	32.8	3177	0.0654

## WDZ-DCYJ-125, WDZ-DCYJ/2-125, WDZ-DCYJ/3-125 3000V



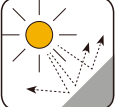
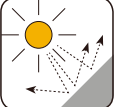










Nominal Cross-Sectional Area	Conductor Construction	Nominal Insulation Thickness	Maximum Overall Diameter	Weight	Maximum Conductor Resistance 20°C
mm <sup>2</sup>	No/mm	mm	mm	kg/km	Ω/km
0.75	24/0.20	1.4	4.3	26	26.7
1.0	32/0.20	1.4	4.5	28	20.0
1.5	48/0.20	1.4	4.8	34	13.7
2.5	77/0.20	1.4	5.3	46	8.21
4	126/0.20	1.4	6.3	64	5.09
6	189/0.20	1.4	7.0	87	3.39
10	322/0.20	1.6	8.5	143	1.95
16	513/0.20	1.6	9.8	203	1.24
25	798/0.20	1.6	11.3	306	0.795
35	1121/0.20	1.6	12.6	416	0.565



# Chinese Standard Rolling Stock Cables

Nominal Cross-Sectional Area	Conductor Construction	Nominal Insulation Thickness	Maximum Overall Diameter	Weight	Maximum Conductor Resistance 20°C
mm <sup>2</sup>	No/mm	mm	mm	kg/km	Ω/km
50	703/0.30	2.0	15.2	584	0.393
70	999/0.30	2.0	17.4	804	0.277
95	1332/0.30	2.2	19.8	1074	0.210
120	1702/0.30	2.4	21.8	1298	0.164
150	2109/0.30	2.6	24.6	1609	0.132
185	1443/0.40	2.6	26.8	1939	0.108
240	1924/0.40	2.8	30.6	2604	0.0817
300	2368/0.40	2.8	33.4	3177	0.0654

For WZD-DCYJ, WZD-DCYJ/2, WZD-DCYJ/3 type:



 Impact Resistant	 Highly Flexible	 UV Resistant	 Ozone Resistant	 Abrasion Retardant	 Cold-resistant
 Resistance To Soldering Heat	 Acid&Alkaline Resistant	 Fire Retardant NF C32-070-2.2(C2) IEC60332-3-24/EN50266-2-4	 Flame Retardant NF C32-070-2.1(C1) IEC60332-1-2/EN50265-2-1	 Low Toxicity NF X70-100/NF F63 808 TM1-04/BS 6853	 Low Corrosivity IEC60754-2/EN50267-2-2/3 NF C32-074/VDE 0472-813
				 Low Smoke Emission IEC 61034-2 / EN 50268-2 NF C32-073/VDE 0472-816	 Zero Halogen IEC 60754-1/EN 50267-2-1 NF C32-074/VDE 0472-815

For WZD-DCYJ/2 type:



IRM 902  
Mineral Oil Resistant

For WZD-DCYJ/3 type:

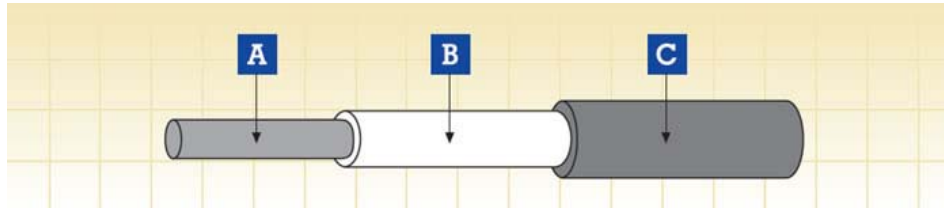
 IRM 903 Fuel Oil Resistant	 IRM 902 Mineral Oil Resistant
--	---



## Chinese Standard Rolling Stock Cables

### 100°C Single Core Cables

DCEYH, DCEYHR, DCEH/3-100 250V, 750V, 1.5kV, 3kV



A. Conductor B. Insulation C. Sheath

### Application

-Used as power and control cable for protected installations inside and outside of rail and transport vehicles, where handling and installation cost are an important factor.

-Used in control, auxiliary and main circuit wiring such as cable harnesses, switchboards and control panels, driver desks etc.

### Construction

Conductor

Tinned annealed copper wires

Separator (if available)

Insulation

EPDM insulation

Sheath

CSM Sheath

### Electrical & Mechanical Properties

Nominal Voltage

250V, 750V, 1.5kV, 3kV

Long-term Working Temperature

100°C

Lowest Installation Temperature

-25°C

Minimum Bending Radius

6 x Overall Diameter (OD≤20mm); 8 x Overall Diameter (OD≥20mm)

### Fire Performance

Flame Retardant

GB/T18380.1-2001

### DCEYH 250V

Nominal Cross-Sectional Area	Conductor Construction	Nominal Insulation Thickness	Maximum Overall Diameter	Weight	Maximum Conductor Resistance 20°C
mm <sup>2</sup>	No/mm	mm	mm	kg/km	Ω/km
0.5	-	0.4	2.8	12	40.1
0.75	7/0.37	0.4	3.2	15	24.8
1.0	7/0.43	0.4	3.2	19	18.7
1.5	19/0.32	0.4	3.5	25	12.5
2.5	19/0.41	0.4	4.3	36	7.59

### DCEYHR 250V

Nominal Cross-Sectional Area	Conductor Construction	Nominal Insulation Thickness	Maximum Overall Diameter	Weight	Maximum Conductor Resistance 20°C
mm <sup>2</sup>	No/mm	mm	mm	kg/km	Ω/km
0.5	16/0.20	0.4	2.8	12	40.1
0.75	24/0.20	0.4	3.2	15	26.7
1.0	32/0.20	0.4	3.2	19	20.0
1.5	30/0.25(48/0.20)	0.4	3.5	25	13.7
2.5	49/0.25(77/0.20)	0.4	4.3	36	8.21





# Chinese Standard Rolling Stock Cables

## DCEYH 750V

Nominal Cross-Sectional Area	Conductor Construction	Nominal Insulation Thickness	Maximum Overall Diameter	Weight	Maximum Conductor Resistance 20°C
mm <sup>2</sup>	No/mm	mm	mm	kg/km	Ω/km
0.75	7/0.37	0.6	4.0	21	24.8
1.0	7/0.43	0.6	4.1	24	18.7
1.5	19/0.32	0.6	4.4	31	12.5
2.5	19/0.41	0.7	5.1	45	7.59
4	19/0.52	0.7	5.7	63	4.54
6	19/0.64	0.7	6.4	86	3.00
10	49/0.52	0.8	8.6	152	1.78
16	84/0.49	0.8	10.5	243	1.20
25	133/0.49	1.0	13.0	350	0.760
35	189/0.49	1.0	14.5	471	0.535
50	259/0.49	1.2	17.0	624	0.390
70	259/0.58	1.2	19.0	830	0.271
95	259/0.68	1.4	21.5	1137	0.197
120	336/0.67	1.4	23.5	1400	0.156
150	427/0.67	1.8	27.8	1817	0.123
185	570/0.67	1.8	29.5	2186	0.101
240	732/0.64	2.2	34.0	2683	0.0787
300	912/0.64	2.2	37.0	3462	0.0632

## DCEYHR 750V

Nominal Cross-Sectional Area	Conductor Construction	Nominal Insulation Thickness	Maximum Overall Diameter	Weight	Maximum Conductor Resistance 20°C
mm <sup>2</sup>	No/mm	mm	mm	kg/km	Ω/km
0.75	24/0.20	0.6	4.0	21	26.7
1.0	32/0.20	0.6	4.1	24	20.0
1.5	30/0.25(48/0.20)	0.6	4.4	31	13.7
2.5	49/0.25(77/0.20)	0.7	5.1	45	8.21
4	56/0.30(128/0.20)	0.7	5.7	63	5.09
6	84/0.30	0.7	6.4	86	3.39
10	84/0.40	0.8	8.6	152	1.95
16	126/0.40	0.8	10.5	243	1.24
25	196/0.40	1.0	13.0	350	0.795
35	276/0.40	1.0	14.5	471	0.565
50	396/0.40	1.2	17.0	624	0.393
70	380/0.49	1.2	19.0	830	0.277
95	513/0.49	1.4	21.5	1137	0.210
120	630/0.49	1.4	23.5	1400	0.164
150	777/0.49	1.8	27.8	1817	0.132
185	976/0.49	1.8	29.5	2186	0.108
240	1281/0.49	2.2	34.0	2683	0.0817
300	1586/0.49	2.2	37.0	3462	0.0654

## DCEH/3-100 750V

Nominal Cross-Sectional Area	Conductor Construction	Nominal Insulation Thickness	Maximum Overall Diameter	Weight	Maximum Conductor Resistance 20°C
mm <sup>2</sup>	No/mm	mm	mm	kg/km	Ω/km
0.5	16/0.20(28/0.15)	0.6	4.4	17	40.1
0.75	24/0.20(42/0.15)	0.6	4.7	21	26.7
1.0	32/0.20(56/0.15)	0.6	4.9	24	20.0
1.5	30/0.25(85/0.15)	0.6	5.4	31	13.7
2.5	50/0.25(140/0.15)	0.7	5.2	45	8.21
4	56/0.30(228/0.15)	0.7	6.8	63	5.09
6	84/0.30(189/0.20)	0.7	7.8	86	3.39
10	80/0.40(324/0.20)	0.8	9.0	152	1.95
16	126/0.40(513/0.20)	0.8	10.5	243	1.24
25	196/0.40(783/0.20)	1.0	13.0	350	0.795
35	276/0.40(1107/0.20)	1.0	14.5	471	0.565



# Chinese Standard Rolling Stock Cables

Nominal Cross-Sectional Area	Conductor Construction	Nominal Insulation Thickness	Maximum Overall Diameter	Weight	Maximum Conductor Resistance 20°C
mm <sup>2</sup>	No/mm	mm	mm	kg/km	Ω/km
50	396/0.40(702/0.30)	1.2	17.0	624	0.393
70	360/0.50(999/0.30)	1.2	19.5	830	0.277
95	475/0.50(1332/0.30)	1.4	21.5	1137	0.210
120	608/0.50(1702/0.30)	1.4	23.5	1400	0.164
150	756/0.50(2109/0.30)	1.8	28.0	1817	0.132
185	925/0.50(1443/0.40)	1.8	29.5	2186	0.108
240	1221/0.50(1891/0.40)	2.2	34.0	2683	0.0817
300	1525/0.50(2379/0.40)	2.2	37.0	3462	0.0654

## DCEYH 1500V

Nominal Cross-Sectional Area	Conductor Construction	Nominal Insulation Thickness	Maximum Overall Diameter	Weight	Maximum Conductor Resistance 20°C
mm <sup>2</sup>	No/mm	mm	mm	kg/km	Ω/km
1.0	7/0.43	0.8	4.9	32	18.7
1.5	19/0.32	0.8	5.3	40	12.5
2.5	19/0.41	0.9	6.2	58	7.59
4	19/0.52	0.9	6.8	77	4.54
6	19/0.64	0.9	7.5	101	3.0
10	49/0.52	1.0	9.5	169	1.78
16	84/0.49	1.0	11.0	250	1.20
25	133/0.49	1.2	13.5	361	0.76
35	189/0.49	1.2	15.0	483	0.535
50	259/0.49	1.4	17.9	651	0.390
70	259/0.58	1.4	19.0	864	0.271
95	259/0.68	1.6	22.5	1177	0.197
120	336/0.67	1.6	24.0	1443	0.156
150	427/0.67	2.0	27.0	1840	0.123
185	570/0.67	2.0	29.0	2211	0.101
240	732/0.64	2.4	35.0	2926	0.0787
300	912/0.64	2.4	38.0	3529	0.0632

## DCEYHR 1500V

Nominal Cross-Sectional Area	Conductor Construction	Nominal Insulation Thickness	Maximum Overall Diameter	Weight	Maximum Conductor Resistance 20°C
mm <sup>2</sup>	No/mm	mm	mm	kg/km	Ω/km
1.0	32/0.20	0.8	4.9	32	20.0
1.5	30/0.25(48/0.20)	0.8	5.3	40	13.7
2.5	49/0.25(77/0.20)	0.9	6.2	58	8.21
4	56/0.30(128/0.20)	0.9	6.8	77	5.09
6	84/0.30	0.9	7.5	101	3.39
10	84/0.40	1.0	9.5	169	1.95
16	126/0.40	1.0	11.0	250	1.24
25	196/0.40	1.2	13.5	361	0.795
35	276/0.40	1.2	15.0	483	0.565
50	396/0.40	1.4	17.9	651	0.393
70	380/0.49	1.4	19.0	864	0.277
95	513/0.49	1.6	22.5	1177	0.210
120	630/0.49	1.6	24.0	1443	0.164
150	777/0.49	2.0	27.0	1840	0.132
185	976/0.49	2.0	29.0	2211	0.108
240	1281/0.49	2.4	35.0	2926	0.0817
300	1586/0.49	2.4	38.0	3529	0.0654



# Chinese Standard Rolling Stock Cables

## DCEH/3-100 1500V

Nominal Cross-Sectional Area	Conductor Construction	Nominal Insulation Thickness	Maximum Overall Diameter	Weight	Maximum Conductor Resistance 20°C
mm <sup>2</sup>	No/mm	mm	mm	kg/km	Ω/km
1.0	32/0.20(56/0.15)	0.8	6.0	32	20.0
1.5	30/0.25(85/0.15)	0.8	6.6	40	13.7
2.5	50/0.25(140/0.15)	0.9	7.6	58	8.21
4	56/0.30(228/0.15)	0.9	8.2	77	5.09
6	84/0.30(189/0.20)	0.9	8.8	101	3.39
10	84/0.40(324/0.20)	1.0	9.8	169	1.95
16	126/0.40(513/0.20)	1.0	11.0	250	1.24
25	196/0.40(783/0.20)	1.2	13.5	361	0.795
35	276/0.40(1107/0.20)	1.2	15.0	483	0.565
50	396/0.40(702/0.30)	1.4	18.0	651	0.393
70	360/0.50(999/0.30)	1.4	19.5	864	0.277
95	475/0.50(1332/0.30)	1.6	22.5	1177	0.210
120	608/0.50(1702/0.30)	1.6	24.5	1443	0.164
150	756/0.50(2109/0.30)	2.0	28.0	1840	0.132
185	925/0.50(1443/0.40)	2.0	30.0	2211	0.101
240	1221/0.50(1891/0.40)	2.4	35.0	2926	0.0817
300	1525/0.50(2379/0.40)	2.4	38.0	3529	0.0654

## DCEYH 3000V

Nominal Cross-Sectional Area	Conductor Construction	Nominal Insulation Thickness	Maximum Overall Diameter	Weight	Maximum Conductor Resistance 20°C
mm <sup>2</sup>	No/mm	mm	mm	kg/km	Ω/km
2.5	19/0.41	1.4	8.0	83	7.59
4	19/0.52	1.4	8.6	104	4.54
6	19/0.64	1.4	9.2	131	3.0
10	49/0.52	1.6	11.2	205	1.78
16	84/0.49	1.6	15.5	281	1.20
25	133/0.49	1.8	15.5	410	0.76
35	189/0.49	1.8	17.0	539	0.535
50	259/0.49	2.0	20.0	733	0.390
70	259/0.58	2.0	22.0	954	0.271
95	259/0.68	2.2	24.5	1200	0.197
120	336/0.67	2.2	26.5	1556	0.156
150	427/0.67	2.6	30.0	1966	0.123
185	570/0.67	2.6	32.0	2348	0.101
240	732/0.64	3.0	37.0	3089	0.0787
300	912/0.64	3.0	40.0	3702	0.0632

## DCEYHR 3000V

Nominal Cross-Sectional Area	Conductor Construction	Nominal Insulation Thickness	Maximum Overall Diameter	Weight	Maximum Conductor Resistance 20°C
mm <sup>2</sup>	No/mm	mm	mm	kg/km	Ω/km
2.5	49/0.25(77/0.20)	1.4	8.0	83	8.21
4	56/0.30(128/0.20)	1.4	8.6	104	5.09
6	84/0.30	1.4	9.2	131	3.39
10	84/0.40	1.6	11.2	205	1.95
16	126/0.40	1.6	15.5	281	1.24
25	196/0.40	1.8	15.5	410	0.795
35	276/0.40	1.8	17.0	539	0.565
50	396/0.40	2.0	20.0	733	0.393
70	380/0.49	2.0	22.0	954	0.277
95	513/0.49	2.2	24.5	1200	0.210
120	630/0.49	2.2	26.5	1556	0.164
150	777/0.49	2.6	30.0	1966	0.132
185	976/0.49	2.6	32.0	2348	0.108
240	1281/0.49	3.0	37.0	3089	0.0817
300	1586/0.49	3.0	40.0	3702	0.0654



## Chinese Standard Rolling Stock Cables

### DCEH/3-100 3000V

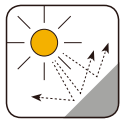
Nominal Cross-Sectional Area	Conductor Construction	Nominal Insulation Thickness	Maximum Overall Diameter	Weight	Maximum Conductor Resistance 20°C
mm <sup>2</sup>	No/mm	mm	mm	kg/km	Ω/km
2.5	50/0.25(140/0.15)	1.4	8.6	83	8.21
4	56/0.30(228/0.15)	1.4	9.2	104	5.09
6	84/0.30(189/0.20)	1.4	10.0	131	3.39
10	80/0.40(324/0.20)	1.6	12.5	205	1.95
16	126/0.40(513/0.20)	1.6	15.5	281	1.24
25	196/0.40(783/0.20)	1.8	15.5	410	0.795
35	276/0.40(1107/0.20)	1.8	17.0	539	0.565
50	396/0.40(702/0.30)	2.0	20.0	733	0.393
70	360/0.50(999/0.30)	2.0	22.0	954	0.277
95	475/0.50(1332/0.30)	2.2	24.5	1200	0.210
120	608/0.50(1702/0.30)	2.2	26.5	1556	0.164
150	756/0.50(2109/0.30)	2.6	30.0	1966	0.132
185	925/0.50(1443/0.40)	2.6	32.0	2348	0.108
240	1221/0.50(1891/0.40)	3.0	37.0	3089	0.0817
300	1525/0.50(2379/0.40)	3.0	40.0	3702	0.0654



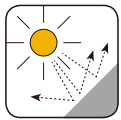
Impact Resistant



Highly Flexible



UV Resistant



Ozone Resistant



Abrasion Retardant



IRM 903 Fuel Oil Resistant



IRM 902 Mineral Oil Resistant



Fire Retardant  
NF C32-070-2.2(C2)  
IEC60332-3-24/EN50266-2-4



Flame Retardant  
NF C32-070-2.1(C1)  
IEC60332-1-2/EN50265-2-1



Cold-resistant



Resistance To Soldering Heat

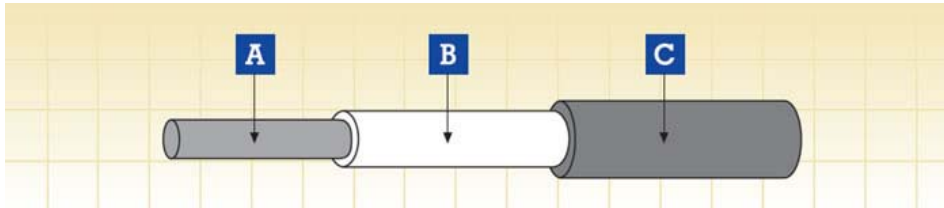


Acid&Alkaline Resistant



# Chinese Standard Rolling Stock Cables

## Low Smoke Halogen Free Flame Retardant Single Core Cables WDZ-DCEVM-100, WDZ-DCEVM-125 1.8/3kV



A. Conductor B. Insulation C. Sheath

### Application

- Used as power and control cable for protected installations inside and outside of rail and transport vehicles, where handling and installation cost are an important factor.
- Used in control, auxiliary and main circuit wiring such as cable harnesses, switchboards and control panels, driver desks etc.

### Construction

#### Conductor

Tinned copper wires

Separator (if available)

#### Insulation

Low smoke halogen free flame retardant compound

#### Sheath

Low smoke halogen free flame retardant compound

### Electrical & Mechanical Properties

Nominal Voltage	1.8/3kV
Long-term Working Temperature	100°C (WDZ-DCEVM-100); 125°C (WDZ-DCEVM-125)
Lowest Operation Temperature	-40°C
Minimum Bending Radius	2 x Overall Diameter (OD≤10mm); 4 x Overall Diameter (10mm≤OD≤20mm); 6 x Overall Diameter (OD≥20mm)

### Fire Performance

Flame Retardant	GB/T18380.1-2001; GB/T18380.3-2001 C
Low Corrosivity (Acidity & Conductivity)	GB/T17650.1-1998; GB/T17650.2-1998
Halogen Free	GB/T17650.1-1998; GB/T17650.2-1998
Low Smoke	GB/T17651.1-1998; GB/T17651.2-1998

## WDZ-DCEVM-100, WDZ-DCEVM-125 1.8/3kV

Nominal Cross-Sectional Area	Conductor Construction	Nominal Insulation Thickness	Nominal Sheath Thickness	Maximum Overall Diameter	Maximum Conductor Resistance 20°C
mm <sup>2</sup>	No/mm	mm	mm	mm	Ω/km
2.5	77/0.20	0.9	0.9	6.5	8.21
4	77/0.26	0.9	0.9	7.2	5.09
6	84/0.30	0.9	0.9	7.9	3.39
10	84/0.40	1.0	0.9	9.2	1.95
16	126/0.40	1.0	1.0	11.0	1.24
25	196/0.40	1.2	1.1	13.2	0.795
35	276/0.40	1.2	1.1	14.5	0.565
50	396/0.40	1.2	1.1	16.2	0.393



## Chinese Standard Rolling Stock Cables

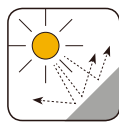
Nominal Cross-Sectional Area	Conductor Construction	Nominal Insulation Thickness	Nominal Sheath Thickness	Maximum Overall Diameter	Maximum Conductor Resistance 20°C
mm <sup>2</sup>	No/mm	mm	mm	mm	Ω/km
70	380/0.49	1.4	1.4	19.0	0.277
95	513/0.49	1.6	1.6	22.0	0.210
120	630/0.49	1.6	1.6	24.0	0.164
150	777/0.49	1.8	1.7	26.0	0.132
185	976/0.49	1.8	1.7	28.5	0.108
240	1281/0.49	1.8	1.7	30.9	0.0817
300	1586/0.49	1.8	1.7	33.5	0.0654



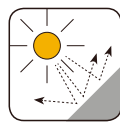
Impact Resistant



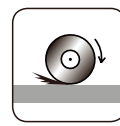
Highly Flexible



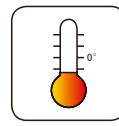
UV Resistant




Ozone Resistant



Abrasion Retardant



Cold-resistant



Resistance To Soldering Heat



Acid&Alkaline Resistant



IRM 903  
Fuel Oil Resistant



IRM 902  
Mineral Oil Resistant



Fire Retardant  
NF C32-070-2.2(C2)  
IEC60332-3-24/EN50266-2-4



Flame Retardant  
NF C32-070-2.1(C1)  
IEC60332-1-2/EN50265-2-1




Low Toxicity  
NF X70-100/NF F63 808  
TM1-04/BS 6853



Low Corrosivity  
IEC60754-2/EN50267-2-2/3  
NF C32-074/VDE 0472-813



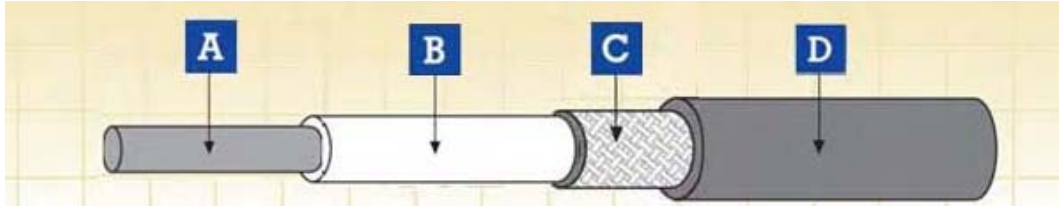
Low Smoke Emission  
IEC 61034-2 / EN 50268-2  
NF C32-073/VDE 0472-816



Zero  
IEC 60754-1/EN 50267-2-1  
NF C32-074/VDE 0472-815

# Chinese Standard Rolling Stock Cables

## Low Smoke Halogen Free Flame Retardant Screened Single Core Cables WDW-DCEVMP-100, WDW-DCEVMP-125 1.8/3kV



A. Conductor B. Insulation C. Screen D. Sheath

### Application

- Used as power and control cable for protected installations inside and outside of rail and transport vehicles, where handling and installation cost are an important factor.
- Used in control, auxiliary and main circuit wiring such as cable harnesses, switchboards and control panels, driver desks etc.

### Construction

- Conductor**  
Tinned copper wires
- Separator (if available)**
- Insulation**  
Low smoke halogen free flame retardant compound
- Screen**  
Tinned copper braid
- Sheath**  
Low smoke halogen free flame retardant compound

### Electrical & Mechanical Properties

- Nominal Voltage** 1.8/3kV
- Long-term Working Temperature** 100°C (WDW-DCEVMP-100); 125°C (WDW-DCEVMP-125)
- Lowest Operation Temperature** -40°C
- Minimum Bending Radius**  
2 x Overall Diameter (OD≤10mm);  
4 x Overall Diameter (10mm≤OD≤20mm);  
6 x Overall Diameter (OD≥20mm)

### Fire Performance

- Flame Retardant** GB/T18380.1-2001; GB/T18380.3-2001 C
- Low Corrosivity (Acidity & Conductivity)** GB/T17650.1-1998; GB/T17650.2-1998
- Halogen Free** GB/T17650.1-1998; GB/T17650.2-1998
- Low Smoke** GB/T17651.1-1998; GB/T17651.2-1998

### WDW-DCEVMP-100, WDW-DCEVMP-125 1.8/3kV

Nominal Cross-Sectional Area	Conductor Construction	Nominal Insulation Thickness	Nominal Sheath Thickness	Maximum Overall Diameter	Maximum Conductor Resistance 20°C
mm <sup>2</sup>	No/mm	mm	mm	mm	Ω/km
16	126/0.40	1.0	1.0	13.0	1.24
25	196/0.40	1.2	1.1	15.0	0.795
35	276/0.40	1.2	1.1	17.0	0.565
50	396/0.40	1.2	1.1	18.5	0.393
70	380/0.49	1.4	1.4	21.0	0.277



## Chinese Standard Rolling Stock Cables

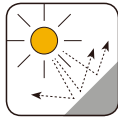
Nominal Cross-Sectional Area	Conductor Construction	Nominal Insulation Thickness	Nominal Sheath Thickness	Maximum Overall Diameter	Maximum Conductor Resistance 20°C
mm <sup>2</sup>	No/mm	mm	mm	mm	Ω/km
95	513/0.49	1.6	1.6	23.0	0.210
120	630/0.49	1.6	1.6	24.5	0.164
150	777/0.49	1.8	1.7	26.5	0.132



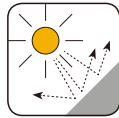
Impact Resistant



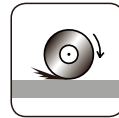
Highly Flexible



UV Resistant




Ozone Resistant



Abrasion Retardant



Cold-resistant



Resistance To Soldering Heat



Acid&Alkaline Resistant



IRM 903  
Fuel Oil Resistant



IRM 902  
Mineral Oil Resistant



Fire Retardant  
NF C32-070-2.2(C2)  
IEC60332-3-24/EN50266-2-4



Flame Retardant  
NF C32-070-2.1(C1)  
IEC60332-1-2/EN50265-2-1




Low Toxicity  
NF X70-100/NF F63 808  
TM1-04/BS 6853



Low Corrosivity  
IEC60754-2/EN50267-2-2/3  
NF C32-074/VDE 0472-813



Low Smoke Emission  
IEC 61034-2 / EN 50268-2  
NF C32-073/VDE 0472-816

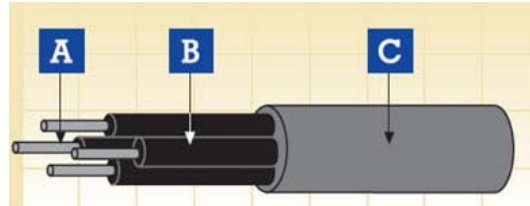


Zero Halogen  
IEC 60754-1/EN 50267-2-1  
NF C32-074/VDE 0472-815



# Chinese Standard Rolling Stock Cables

## Low Smoke Halogen Free Flame Retardant Multicore Cables WDZ-DCK-100, WDZ-DCK-125 250V, 750V



A. Conductor B. Insulation C. Sheath

### Application

- Used as power and control cable for protected installations inside and outside of rail and transport vehicles, where handling and installation cost are an important factor.
- Used in control, auxillary and main circuit wiring such as cable harnesses, switchboards and control panels, driver desks etc.

### Construction

- Conductor  
Tinned copper wires
- Separator (if available)
- Insulation  
Low smoke halogen free flame retardant compound
- Filler
- Separator
- Sheath  
Low smoke halogen free flame retardant compound

### Electrical & Mechanical Properties

- Nominal Voltage 250V, 750V
- Long-term Working Temperature 100°C (WDZ-DCK-100); 125°C (WDZ-DCK-125)
- Lowest Operation Temperature -40°C
- Minimum Bending Radius 2 x Overall Diameter (OD≤10mm); 4 x Overall Diameter (10mm≤OD≤20mm); 6 x Overall Diameter (OD≥20mm)

### Fire Performance

- Flame Retardant GB/T 18380.1-2001; GB/T 18380.3-2001 C
- Low Corrosivity (Acidity & Conductivity) GB/T17650.1-1998; GB/T17650.2-1998
- Halogen Free GB/T17650.1-1998; GB/T17650.2-1998
- Low Smoke GB/T17651.1-1998; GB/T17651.2-1998

### WDZ-DCK-100, WDZ-DCK-125 250V

Number of conductor×Nominal Cross-Sectional Area	Conductor Construction	Overall Diameter	Weight	Maximum Conductor Resistance 20°C
mm <sup>2</sup>	No/mm	mm	kg/km	Ω/km
2×0.5	16/0.20	6.6	62	40.1
3×0.5	16/0.20	7.3	70	40.1





# Chinese Standard Rolling Stock Cables

Number of conductor×Nominal Cross-Sectional Area	Conductor Construction	Overall Diameter	Weight	Maximum Conductor Resistance 20°C
mm <sup>2</sup>	No/mm	mm	kg/km	Ω/km
5×0.5	16/0.20	8.4	96	40.1
7×0.5	16/0.20	9.0	116	40.1
11×0.5	16/0.20	11.2	167	40.1
16×0.5	16/0.20	12.2	215	40.1
19×0.5	16/0.20	13.2	256	40.1
20×0.5	16/0.20	13.8	272	40.1
24×0.5	16/0.20	15.1	313	40.1
33×0.5	16/0.20	16.5	398	40.1
37×0.5	16/0.20	17.0	436	40.1
43×0.5	16/0.20	19.4	487	40.1
48×0.5	16/0.20	19.7	564	40.1
2×0.75	24/0.20	7.1	71	26.7
3×0.75	24/0.20	7.9	83	26.7
5×0.75	24/0.20	9.0	113	26.7
7×0.75	24/0.20	9.7	141	26.7
11×0.75	24/0.20	12.2	206	26.7
16×0.75	24/0.20	13.8	282	26.7
19×0.75	24/0.20	14.4	320	26.7
20×0.75	24/0.20	15.0	342	26.7
24×0.75	24/0.20	16.6	394	26.7
33×0.75	24/0.20	18.1	507	26.7
37×0.75	24/0.20	19.1	574	26.7
43×0.75	24/0.20	21.3	661	26.7
48×0.75	24/0.20	21.6	720	26.7
2×1.0	32/0.20	7.5	80	20.0
3×1.0	32/0.20	8.2	94	20.0
5×1.0	32/0.20	9.5	133	20.0
7×1.0	32/0.20	10.2	164	20.0
11×1.0	32/0.20	13.3	256	20.0
16×1.0	32/0.20	14.6	333	20.0
19×1.0	32/0.20	15.3	381	20.0
20×1.0	32/0.20	16.0	405	20.0
24×1.0	32/0.20	17.6	470	20.0
33×1.0	32/0.20	19.7	629	20.0
37×1.0	32/0.20	20.4	690	20.0
43×1.0	32/0.20	22.7	795	20.0
48×1.0	32/0.20	23.1	868	20.0
2×1.5	48/0.20	8.1	97	13.7
3×1.5	48/0.20	8.9	115	13.7
5×1.5	48/0.20	10.3	167	13.7
7×1.5	48/0.20	11.1	210	13.7
11×1.5	48/0.20	14.5	328	13.7
16×1.5	48/0.20	16.0	436	13.7
19×1.5	48/0.20	16.8	499	13.7
20×1.5	48/0.20	17.5	531	13.7
24×1.5	48/0.20	19.8	638	13.7
33×1.5	48/0.20	21.6	831	13.7
37×1.5	48/0.20	22.4	913	13.7
43×1.5	48/0.20	25.4	1081	13.7
48×1.5	48/0.20	25.8	1182	13.7
2×2.5	77/0.20	9.0	126	8.21
3×2.5	77/0.20	9.9	159	8.21
5×2.5	77/0.20	11.6	228	8.21
7×2.5	77/0.20	12.5	291	8.21
11×2.5	77/0.20	16.5	457	8.21
16×2.5	77/0.20	18.2	616	8.21
19×2.5	77/0.20	19.5	709	8.21
20×2.5	77/0.20	20.4	775	8.21
24×2.5	77/0.20	22.6	905	8.21
33×2.5	77/0.20	25.2	1217	8.21
37×2.5	77/0.20	26.1	1342	8.21



# Chinese Standard Rolling Stock Cables

Number of conductor×Nominal Cross-Sectional Area	Conductor Construction	Overall Diameter	Weight	Maximum Conductor Resistance 20°C
mm <sup>2</sup>	No/mm	mm	kg/km	Ω/km
43×2.5	77/0.20	29.2	1551	8.21
48×2.5	77/0.20	29.7	1702	8.21
2×4.0	77/0.26	10.6	179	5.09
3×4.0	77/0.26	11.6	233	5.09
5×4.0	77/0.26	14.1	356	5.09
7×4.0	77/0.26	15.3	459	5.09
11×4.0	77/0.26	20.2	721	5.09
16×4.0	77/0.26	22.3	979	5.09
19×4.0	77/0.26	23.5	1132	5.09
20×4.0	77/0.26	25.1	1231	5.09
24×4.0	77/0.26	27.8	1441	5.09
33×4.0	77/0.26	30.5	1910	5.09
37×4.0	77/0.26	31.7	2111	5.09
43×4.0	77/0.26	36.6	2536	5.09
48×4.0	77/0.26	37.2	2786	5.09

## WDZ-DCK-100, WDZ-DCK-125 750V

Number of conductor×Nominal Cross-Sectional Area	Conductor Construction	Overall Diameter	Weight	Maximum Conductor Resistance 20°C
mm <sup>2</sup>	No/mm	mm	kg/km	Ω/km
2×0.5	16/0.20	7.8	78	40.1
3×0.5	16/0.20	8.6	89	40.1
5×0.5	16/0.20	10.0	124	40.1
7×0.5	16/0.20	10.8	151	40.1
11×0.5	16/0.20	14.1	239	40.1
16×0.5	16/0.20	15.4	302	40.1
19×0.5	16/0.20	16.2	340	40.1
20×0.5	16/0.20	17.0	364	40.1
24×0.5	16/0.20	19.1	437	40.1
33×0.5	16/0.20	20.9	557	40.1
37×0.5	16/0.20	21.6	607	40.1
43×0.5	16/0.20	24.6	723	40.1
48×0.5	16/0.20	24.9	783	40.1
2×0.75	24/0.20	8.3	89	26.7
3×0.75	24/0.20	9.1	103	26.7
5×0.75	24/0.20	10.7	145	26.7
7×0.75	24/0.20	11.5	178	26.7
11×0.75	24/0.20	15.1	280	26.7
16×0.75	24/0.20	16.6	362	26.7
19×0.75	24/0.20	17.4	410	26.7
20×0.75	24/0.20	18.6	457	26.7
24×0.75	24/0.20	20.6	526	26.7
33×0.75	24/0.20	22.5	674	26.7
37×0.75	24/0.20	23.3	740	26.7
43×0.75	24/0.20	26.5	878	26.7
48×0.75	24/0.20	26.9	955	26.7
2×1.0	32/0.20	8.7	98	20.0
3×1.0	32/0.20	9.5	115	20.0
5×1.0	32/0.20	11.1	163	20.0
7×1.0	32/0.20	12.0	203	20.0
11×1.0	32/0.20	15.8	319	20.0
16×1.0	32/0.20	17.4	415	20.0
19×1.0	32/0.20	18.7	494	20.0
20×1.0	32/0.20	19.6	527	20.0
24×1.0	32/0.20	21.6	609	20.0
33×1.0	32/0.20	24.1	812	20.0
37×1.0	32/0.20	25.0	889	20.0
43×1.0	32/0.20	27.9	1024	20.0
48×1.0	32/0.20	28.4	1116	20.0

# Chinese Standard Rolling Stock Cables

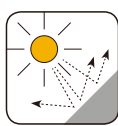
Number of conductor×Nominal Cross-Sectional Area	Conductor Construction	Overall Diameter	Weight	Maximum Conductor Resistance 20°C
mm <sup>2</sup>	No/mm	mm	kg/km	Ω/km
2×1.5	48/0.20	9.3	116	13.7
3×1.5	48/0.20	10.2	143	13.7
5×1.5	48/0.20	11.9	200	13.7
7×1.5	48/0.20	13.3	265	13.7
11×1.5	48/0.20	17.0	396	13.7
16×1.5	48/0.20	19.2	544	13.7
19×1.5	48/0.20	20.2	623	13.7
20×1.5	48/0.20	21.1	644	13.7
24×1.5	48/0.20	23.4	769	13.7
33×1.5	48/0.20	26.0	1030	13.7
37×1.5	48/0.20	27.0	1131	13.7
43×1.5	48/0.20	30.2	1305	13.7
48×1.5	48/0.20	30.7	1427	13.7
2×2.5	77/0.20	10.2	147	8.21
3×2.5	77/0.20	11.2	186	8.21
5×2.5	77/0.20	13.6	278	8.21
7×2.5	77/0.20	14.7	352	8.21
11×2.5	77/0.20	19.4	552	8.21
16×2.5	77/0.20	21.4	736	8.21
19×2.5	77/0.20	22.5	847	8.21
20×2.5	77/0.20	24.0	928	8.21
24×2.5	77/0.20	26.6	1080	8.21
33×2.5	77/0.20	29.2	1417	8.21
37×2.5	77/0.20	30.3	1561	8.21
43×2.5	77/0.20	35.0	1891	8.21
48×2.5	77/0.20	35.6	2069	8.21
2×4.0	77/0.26	11.4	193	5.09
3×4.0	77/0.26	12.5	251	5.09
5×4.0	77/0.26	15.2	384	5.09
7×4.0	77/0.26	16.5	496	5.09
11×4.0	77/0.26	21.9	784	5.09
16×4.0	77/0.26	24.6	1083	5.09
19×4.0	77/0.26	25.9	1250	5.09
20×4.0	77/0.26	27.2	1329	5.09
24×4.0	77/0.26	30.2	1557	5.09
33×4.0	77/0.26	33.2	2063	5.09
37×4.0	77/0.26	35.5	2370	5.09
43×4.0	77/0.26	39.8	2741	5.09
48×4.0	77/0.26	40.5	3011	5.09
2×10	332/0.20	18.4	430	1.95



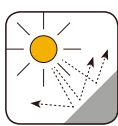
Corona Resistant




Highly Flexible



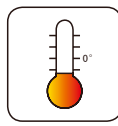
UV Resistant




Ozone Resistant



Abrasion Retardant



Cold-resistant



Resistance To Soldering Heat



Acid&Alkaline Resistant



IRM 903 Fuel Oil Resistant



IRM 902 Mineral Oil Resistant



Fire Retardant  
NF C32-070-2.2(C2)  
IEC60332-3-24/EN50266-2-4



Flame Retardant  
NF C32-070-2.1(C1)  
IEC60332-1-2/EN50265-1




Low Toxicity  
NF X70-100/NF F63 808  
TM1-04/BS 6853



Low Corrosivity  
IEC60754-2/EN50267-2-2/3  
NF C32-074/VDE 0472-813



Low Smoke Emission  
IEC 61034-2 / EN 50268-2  
NF C32-073/VDE 0472-816

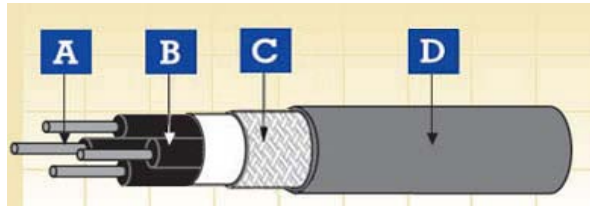


Zero Halogen  
IEC 60754-1/EN 50267-2-1  
NF C32-074/VDE 0472-815



# Chinese Standard Rolling Stock Cables

## Low Smoke Halogen Free Flame Retardant Screened Multicore Cables WDZ-DCKP-100, WDZ-DCKP-125 250V, 750V



A. Conductor B. Insulation C. Screen D. Sheath

### Application

- Used as power and control cable for protected installations inside and outside of rail and transport vehicles, where handling and installation cost are an important factor.
- Used in control, auxiliary and main circuit wiring such as cable harnesses, switchboards and control panels, driver desks etc.

### Construction

- Conductor  
Tinned copper wires
- Separator (if available)
- Insulation  
Low smoke halogen free flame retardant compound
- Filler
- Separator
- Screen  
Tinned copper braid
- Sheath  
Low smoke halogen free flame retardant compound

### Electrical & Mechanical Properties

- Nominal Voltage: 250V, 750V
- Long-term Working Temperature: 100°C (WDZ-DCKP-100); 125°C (WDZ-DCKP-125)
- Lowest Operation Temperature: -40°C
- Minimum Bending Radius: 2 x Overall Diameter (OD≤10mm); 4 x Overall Diameter (10mm≤OD≤20mm); 6 x Overall Diameter (OD≥20mm)

### Fire Performance

- Flame Retardant: GB/T 18380.1-2001; GB/T 18380.3-2001 C
- Low Corrosivity (Acidity & Conductivity): GB/T17650.1-1998; GB/T17650.2-1998
- Halogen Free: GB/T17650.1-1998; GB/T17650.2-1998
- Low Smoke: GB/T17651.1-1998; GB/T17651.2-1998

### WDZ-DCKP-100, WDZ-DCKP-125 250V

Number of conductor×Nominal Cross-Sectional Area	Conductor Construction	Overall Diameter	Weight	Maximum Conductor Resistance 20°C
mm <sup>2</sup>	No/mm	mm	kg/km	Ω/km
2×0.5	16/0.20	7.4	97	40.1
3×0.5	16/0.20	8.1	107	40.1



## Chinese Standard Rolling Stock Cables

Number of conductor×Nominal Cross-Sectional Area	Conductor Construction	Overall Diameter	Weight	Maximum Conductor Resistance 20°C
mm <sup>2</sup>	No/mm	mm	kg/km	Ω/km
5×0.5	16/0.20	9.2	139	40.1
7×0.5	16/0.20	9.8	163	40.1
11×0.5	16/0.20	12.0	228	40.1
16×0.5	16/0.20	13.0	282	40.1
19×0.5	16/0.20	14.0	327	40.1
20×0.5	16/0.20	14.6	347	40.1
24×0.5	16/0.20	15.9	396	40.1
33×0.5	16/0.20	17.3	490	40.1
37×0.5	16/0.20	17.8	530	40.1
43×0.5	16/0.20	20.4	622	40.1
48×0.5	16/0.20	20.7	701	40.1
2×0.75	24/0.20	7.9	109	26.7
3×0.75	24/0.20	8.7	122	26.7
5×0.75	24/0.20	9.8	159	26.7
7×0.75	24/0.20	10.5	191	26.7
11×0.75	24/0.20	13.0	272	26.7
16×0.75	24/0.20	14.6	356	26.7
19×0.75	24/0.20	15.2	398	26.7
20×0.75	24/0.20	15.8	424	26.7
24×0.75	24/0.20	17.4	484	26.7
33×0.75	24/0.20	18.9	607	26.7
37×0.75	24/0.20	20.1	706	26.7
43×0.75	24/0.20	22.3	809	26.7
48×0.75	24/0.20	22.6	871	26.7
2×1.0	32/0.20	8.3	120	20.0
3×1.0	32/0.20	9.0	136	20.0
5×1.0	32/0.20	10.3	182	20.0
7×1.0	32/0.20	11.0	218	20.0
11×1.0	32/0.20	14.1	327	20.0
16×1.0	32/0.20	15.4	412	20.0
19×1.0	32/0.20	16.1	464	20.0
20×1.0	32/0.20	16.8	493	20.0
24×1.0	32/0.20	18.4	567	20.0
33×1.0	32/0.20	20.7	765	20.0
37×1.0	32/0.20	21.4	831	20.0
43×1.0	32/0.20	23.7	953	20.0
48×1.0	32/0.20	24.1	1029	20.0
2×1.5	48/0.20	8.9	140	13.7
3×1.5	48/0.20	9.7	161	13.7
5×1.5	48/0.20	11.1	221	13.7
7×1.5	48/0.20	11.9	269	13.7
11×1.5	48/0.20	15.3	407	13.7
16×1.5	48/0.20	16.8	523	13.7
19×1.5	48/0.20	17.6	591	13.7
20×1.5	48/0.20	18.3	628	13.7
24×1.5	48/0.20	20.8	773	13.7
33×1.5	48/0.20	22.6	982	13.7
37×1.5	48/0.20	23.4	1068	13.7
43×1.5	48/0.20	26.4	1259	13.7
48×1.5	48/0.20	26.8	1336	13.7
2×2.5	77/0.20	9.8	176	8.21
3×2.5	77/0.20	10.7	212	8.21
5×2.5	77/0.20	12.4	291	8.21
7×2.5	77/0.20	13.3	360	8.21
11×2.5	77/0.20	17.3	549	8.21
16×2.5	77/0.20	19.0	718	8.21
19×2.5	77/0.20	20.5	865	8.21
20×2.5	77/0.20	21.4	919	8.21
24×2.5	77/0.20	23.6	1065	8.21
33×2.5	77/0.20	26.2	1395	8.21
37×2.5	77/0.20	27.1	1527	8.21





# Chinese Standard Rolling Stock Cables

Number of conductor×Nominal Cross-Sectional Area	Conductor Construction	Overall Diameter	Weight	Maximum Conductor Resistance 20°C
mm <sup>2</sup>	No/mm	mm	kg/km	Ω/km
43×2.5	77/0.20	30.4	1800	8.21
48×2.5	77/0.20	30.9	1956	8.21
2×4.0	77/0.26	11.4	239	5.09
3×4.0	77/0.26	12.4	296	5.09
5×4.0	77/0.26	14.9	433	5.09
7×4.0	77/0.26	16.1	543	5.09
11×4.0	77/0.26	21.2	862	5.09
16×4.0	77/0.26	23.3	1137	5.09
19×4.0	77/0.26	24.5	1299	5.09
20×4.0	77/0.26	26.1	1408	5.09
24×4.0	77/0.26	28.8	1638	5.09
33×4.0	77/0.26	31.7	2173	5.09
37×4.0	77/0.26	32.9	2383	5.09
43×4.0	77/0.26	37.8	2755	5.09
48×4.0	77/0.26	38.4	3009	5.09

## WDZ-DCKP-100, WDZ-DCKP-125 750V

Number of conductor×Nominal Cross-Sectional Area	Conductor Construction	Overall Diameter	Weight	Maximum Conductor Resistance 20°C
mm <sup>2</sup>	No/mm	mm	kg/km	Ω/km
2×0.5	16/0.20	8.6	100	40.1
3×0.5	16/0.20	9.4	113	40.1
5×0.5	16/0.20	10.8	153	40.1
7×0.5	16/0.20	11.6	182	40.1
11×0.5	16/0.20	14.9	277	40.1
16×0.5	16/0.20	16.2	343	40.1
19×0.5	16/0.20	17.0	384	40.1
20×0.5	16/0.20	17.8	410	40.1
24×0.5	16/0.20	20.1	509	40.1
33×0.5	16/0.20	21.9	636	40.1
37×0.5	16/0.20	22.6	689	40.1
43×0.5	16/0.20	25.6	808	40.1
48×0.5	16/0.20	25.9	870	40.1
2×0.75	24/0.20	9.1	112	26.7
3×0.75	24/0.20	9.9	128	26.7
5×0.75	24/0.20	11.5	175	26.7
7×0.75	24/0.20	12.3	211	26.7
11×0.75	24/0.20	15.9	319	26.7
16×0.75	24/0.20	17.4	406	26.7
19×0.75	24/0.20	18.2	457	26.7
20×0.75	24/0.20	19.6	525	26.7
24×0.75	24/0.20	21.6	603	26.7
33×0.75	24/0.20	23.5	759	26.7
37×0.75	24/0.20	24.3	828	26.7
43×0.75	24/0.20	27.5	970	26.7
48×0.75	24/0.20	27.9	1048	26.7
2×1.0	32/0.20	9.5	123	20.0
3×1.0	32/0.20	10.3	141	20.0
5×1.0	32/0.20	11.9	195	20.0
7×1.0	32/0.20	12.8	238	20.0
11×1.0	32/0.20	16.6	361	20.0
16×1.0	32/0.20	18.2	462	20.0
19×1.0	32/0.20	19.7	563	20.0
20×1.0	32/0.20	20.6	600	20.0
24×1.0	32/0.20	22.6	690	20.0
33×1.0	32/0.20	25.1	894	20.0
37×1.0	32/0.20	26.0	974	20.0
43×1.0	32/0.20	28.9	1121	20.0
48×1.0	32/0.20	29.4	1215	20.0



## Chinese Standard Rolling Stock Cables

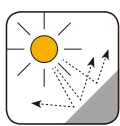
Number of conductor×Nominal Cross-Sectional Area	Conductor Construction	Overall Diameter	Weight	Maximum Conductor Resistance 20°C
mm <sup>2</sup>	No/mm	mm	kg/km	Ω/km
2×1.5	48/0.20	10.0	143	13.7
3×1.5	48/0.20	11.0	172	13.7
5×1.5	48/0.20	12.7	235	13.7
7×1.5	48/0.20	14.1	299	13.7
11×1.5	48/0.20	17.8	442	13.7
16×1.5	48/0.20	20.2	615	13.7
19×1.5	48/0.20	21.2	698	13.7
20×1.5	48/0.20	22.1	744	13.7
24×1.5	48/0.20	24.4	858	13.7
33×1.5	48/0.20	27.0	1120	13.7
37×1.5	48/0.20	28.0	1224	13.7
43×1.5	48/0.20	31.4	1455	13.7
48×1.5	48/0.20	31.9	1580	13.7
2×2.5	77/0.20	11.0	180	8.21
3×2.5	77/0.20	12.0	218	8.21
5×2.5	77/0.20	14.4	314	8.21
7×2.5	77/0.20	15.5	391	8.21
11×2.5	77/0.20	20.4	623	8.21
16×2.5	77/0.20	22.4	816	8.21
19×2.5	77/0.20	23.5	933	8.21
20×2.5	77/0.20	25.0	1011	8.21
24×2.5	77/0.20	27.6	1173	8.21
33×2.5	77/0.20	30.4	1562	8.21
37×2.5	77/0.20	31.5	1712	8.21
43×2.5	77/0.20	36.2	2033	8.21
48×2.5	77/0.20	36.8	2213	8.21
2×4.0	77/0.26	12.2	228	5.09
3×4.0	77/0.26	13.3	288	5.09
5×4.0	77/0.26	16.0	424	5.09
7×4.0	77/0.26	17.3	540	5.09
11×4.0	77/0.26	22.9	867	5.09
16×4.0	77/0.26	25.6	1168	5.09
19×4.0	77/0.26	26.9	1340	5.09
20×4.0	77/0.26	28.2	1424	5.09
24×4.0	77/0.26	31.4	1707	5.09
33×4.0	77/0.26	34.4	2230	5.09
37×4.0	77/0.26	36.7	2514	5.09
43×4.0	77/0.26	41.0	2904	5.09
48×4.0	77/0.26	41.7	3177	5.09



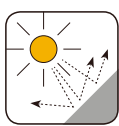
Corona Resistant



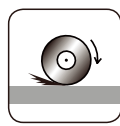
Highly Flexible



UV Resistant



Ozone Resistant



Abrasion Retardant



Cold-resistant



Resistance To Soldering Heat



Acid&Alkaline Resistant



IRM 903 Fuel Oil Resistant



IRM 902 Mineral Oil Resistant



Fire Retardant  
NF C32-070-2.2(C2)  
IEC60332-3-24/EN50266-2-4



Flame Retardant  
NF C32-070-2.1(C1)  
IEC60332-1-2/EN50265-1




Low Toxicity  
NF X70-100/NF F63 808  
TM1-04/BS 6853



Low Corrosivity  
IEC60754-2/EN50267-2-2/3  
NF C32-074/VDE 0472-813



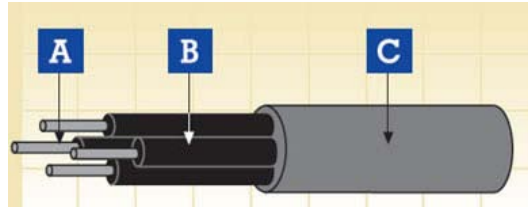
Low Smoke Emission  
IEC 61034-2 / EN 50268-2  
NF C32-073/VDE 0472-816



Zero Halogen  
IEC 60754-1/EN 50267-2-1  
NF C32-074/VDE 0472-815

# Chinese Standard Rolling Stock Cables

## Railway Passenger DC Power Connector Cables WDZ-DCK-125 750V



A. Conductor B. Insulation C. Sheath

### Application

- Used as power and control cable for protected installations inside and outside of rail and transport vehicles, where handling and installation cost are an important factor.
- Used in control, auxiliary and main circuit wiring such as cable harnesses, switchboards and control panels, driver desks etc.

### Construction

Conductor

Tinned copper wires

Separator (if available)

Insulation

Low smoke halogen free flame retardant compound

Filler

Separator

Sheath

Low smoke halogen free flame retardant compound

### Electrical & Mechanical Properties

Nominal Voltage	750V
Long-term Working Temperature	125°C
Lowest Operation Temperature	-40°C
Minimum Bending Radius	2 x Overall Diameter (OD≤10mm); 4 x Overall Diameter (10mm≤OD≤20mm); 6 x Overall Diameter (OD≥20mm)

### Fire Performance

Flame Retardant	GB/T 18380.1-2001; GB/T 18380.3-2001 C
Low Corrosivity (Acidity & Conductivity)	GB/T17650.1-1998; GB/T17650.2-1998
Halogen Free	GB/T17650.1-1998; GB/T17650.2-1998
Low Smoke	GB/T17651.1-1998; GB/T17651.2-1998

### WDZ-DCK-125 750V

Number of conductor×Nominal Cross-Sectional Area	Conductor Construction	Overall Diameter	Weight	Maximum Conductor Resistance 20°C
mm <sup>2</sup>	No/mm	mm	kg/km	Ω/km
2×6	189/0.20	14.1	289	3.39
3×6	189/0.20	15.0	375	3.39
4×6	189/0.20	16.4	470	3.39
3×10	322/0.20	19.3	603	1.95

# Chinese Standard Rolling Stock Cables

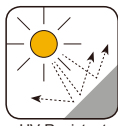
Number of conductor×Nominal Cross-Sectional Area	Conductor Construction	Overall Diameter	Weight	Maximum Conductor Resistance 20°C
mm <sup>2</sup>	No/mm	mm	kg/km	Ω/km
4×10	322/0.20	21.2	761	1.95
2×16	513/0.20	20.6	630	1.24
3×16	513/0.20	22.1	850	1.24
4×16	513/0.20	24.3	1079	1.24
2×25	798/0.20	24.0	887	0.79
3×25	798/0.20	25.6	1198	0.79
4×25	798/0.20	28.6	1554	0.79
2×35	1121/0.20	26.6	1141	0.56
3×35	1121/0.20	28.5	1580	0.56
4×35	1121/0.20	31.7	2047	0.56
2×50	703/0.30	31.0	1573	0.393
3×50	703/0.30	33.1	2160	0.393
4×50	703/0.30	36.7	2819	0.393



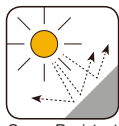
Corona Resistant



Highly Flexible



UV Resistant



Ozone Resistant



Abrasion Retardant



Cold-resistant



Resistance To Soldering Heat



Acid&Alkaline Resistant



IRM 903  
Fuel Oil Resistant



IRM 902  
Mineral Oil Resistant



Fire Retardant  
NF C32-070-2.2(C2)  
IEC60332-3-24/EN50266-2-4



Flame Retardant  
NF C32-070-2.1(C1)  
IEC60332-1-2/EN50265-2-1




Low Toxicity  
NF X70-100/NF F53 808  
TM1-04/BS 6853



Low Corrosivity  
IEC60754-2/EN50267-2-2/3  
NF C32-074/VDE 0472-813



Low Smoke Emission  
IEC 81034-2 / EN 50268-2  
NF C32-073/VDE 0472-816

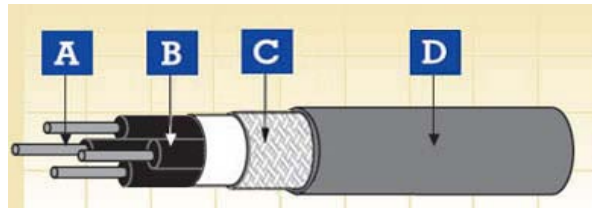


Zero Halogen  
IEC 60754-1/EN 50267-2-1  
NF C32-074/VDE 0472-815



# Chinese Standard Rolling Stock Cables

## Screened Railway Passenger DC Power Connector Cables WDZ-DCKP-125 750V



A. Conductor B. Insulation C. Screen D. Sheath

### Application

- Used as power and control cable for protected installations inside and outside of rail and transport vehicles, where handling and installation cost are an important factor.
- Used in control, auxillary and main circuit wiring such as cable harnesses, switchboards and control panels, driver desks etc.

### Construction

- Conductor
  - Tinned copper wires
- Separator (if available)
- Insulation
  - Low smoke halogen free flame retardant compound
- Filler
- Separator
- Screen
  - Tinned copper braid
- Sheath
  - Low smoke halogen free flame retardant compound

### Electrical & Mechanical Properties

Nominal Voltage	750V
Long-term Working Temperature	125°C
Lowest Operation Temperature	-40°C
Minimum Bending Radius	2 x Overall Diameter (OD≤10mm); 4 x Overall Diameter (10mm≤OD≤20mm); 6 x Overall Diameter (OD≥20mm)

### Fire Performance

Flame Retardant	GB/T 18380.1-2001; GB/T 18380.3-2001 C
Low Corrosivity (Acidity & Conductivity)	GB/T17650.1-1998; GB/T17650.2-1998
Halogen Free	GB/T17650.1-1998; GB/T17650.2-1998
Low Smoke	GB/T17651.1-1998; GB/T17651.2-1998





## Chinese Standard Rolling Stock Cables

### WDZ-DCK-125 750V

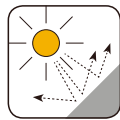
Number of conductor×Nominal Cross-Sectional Area	Conductor Construction	Overall Diameter	Weight	Maximum Conductor Resistance 20°C
mm <sup>2</sup>	No/mm	mm	kg/km	Ω/km
2×6	189/0.20	14.9	361	3.39
3×6	189/0.20	15.8	452	3.39
4×6	189/0.20	17.2	554	3.39
3×10	322/0.20	20.3	729	1.95
4×10	322/0.20	22.4	912	1.95
2×16	513/0.20	21.6	764	1.24
3×16	513/0.20	23.1	994	1.24
4×16	513/0.20	25.5	1252	1.24
2×25	798/0.20	25.2	1056	0.79
3×25	798/0.20	26.6	1367	0.79
4×25	798/0.20	29.8	1780	0.79
2×35	1121/0.20	27.8	1329	0.56
3×35	1121/0.20	29.5	1768	0.56
4×35	1121/0.20	32.9	2297	0.56
2×50	703/0.30	32.2	1819	0.393
3×50	703/0.30	34.5	2439	0.393
4×50	703/0.30	38.1	3130	0.393



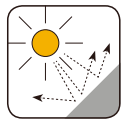
Corona Resistant



Highly Flexible



UV Resistant



Ozone Resistant



Abrasion Retardant



Cold-resistant



Resistance To Soldering Heat



Acid&Alkaline Resistant



IRM 903 Fuel Oil Resistant



IRM 902 Mineral Oil Resistant



Fire Retardant  
NF C32-070-2.2(C2)  
IEC60332-3-24/EN50266-2-4



Flame Retardant  
NF C32-070-2.1(C1)  
IEC60332-1-2/EN50265-2-1




Low Toxicity  
NF X70-100/NF F63 808  
TM1-04/BS 6853



Low Corrosivity  
IEC60754-2/EN50267-2-2/3  
NF C32-074/VDE 0472-813



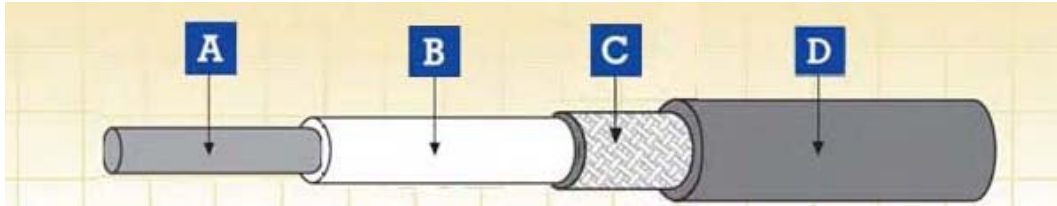
Low Smoke Emission  
IEC 61034-2 / EN 50268-2  
NF C32-073/VDE 0472-816



Zero Halogen  
IEC 60754-1/EN 50267-2-1  
NF C32-074/VDE 0472-815

# Chinese Standard Rolling Stock Cables

## Non-halogen Flame-retardant Electromagnetic Shield Power Cables WD-PWYYRP-125 1.8/3 kV



A. Conductor B. Insulation C. Screen D. Sheath

### Application

- Used as power and control cable for protected installations inside and outside of rail and transport vehicles, where handling and installation cost are an important factor.
- Used in control, auxiliary and main circuit wiring such as cable harnesses, switchboards and control panels, driver desks etc.

### Construction

#### Conductor

Soft tinned annealed brass wires

#### Insulation

125°C non-halogen flame-retardant compound

#### Screen

Tinned copper wire braid

#### Sheath

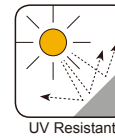
125°C non-halogen flame-retardant compound.



Impact Resistant



Highly Flexible




UV Resistant



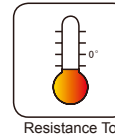
Ozone Resistant



Abrasion Retardant



Cold-resistant



Resistance To Soldering Heat



Acid&Alkaline Resistant

### Electrical & Mechanical Properties

Nominal Voltage	1.8/3 kV
Long-term Working Temperature	125°C
Short Circuit Temperature (5s)	250°C
Long-term Working Ambient Temperature	-40°C/+70°C
Minimum Bending Radius	5 x Overall Diameter

### Fire Performance

Flame Retardant	GB 12666.2-1990 DZ-1
Low Corrosivity (Acidity & Conductivity)	GB/T17650.1-1998; GB/T17650.2-1998
Halogen Free	GB/T17650.1-1998; GB/T17650.2-1998
Low Smoke	GB/T17651.1-1998; GB/T17651.2-1998

### WD-PWYYRP-125 1.8/3 kV

Nominal Cross-Sectional Area	Stranding	Insulation Thickness	Sheath Thickness	Maximum Overall Diameter	Weight	Maximum Conductor Resistance 20°C
mm <sup>2</sup>	No/mm	mm	mm	mm	kg/km	Ω/km
35	1107/0.2	1.8	1.2	16.5	666	0.393
70	2220/0.2	1.9	1.5	21.0	1172	0.210



IRM 903  
Fuel Oil Resistant



IRM 902  
Mineral Oil Resistant



Fire Retardant  
NF C32-070-2.2(C2)  
IEC60332-3-24/EN50266-2-4



Flame Retardant  
NF C32-070-2.1(C1)  
IEC60332-1-2/EN50265-2-1




Low Toxicity  
NF X70-100/NF F63 808  
TM1-04/BS 6853



Low Corrosivity  
IEC60754-2/EN50267-2-2/3  
NF C32-074/VDE 0472-613



Low Smoke Emission  
IEC 61034-2 / EN 50268-2  
NF C32-073/VDE 0472-616

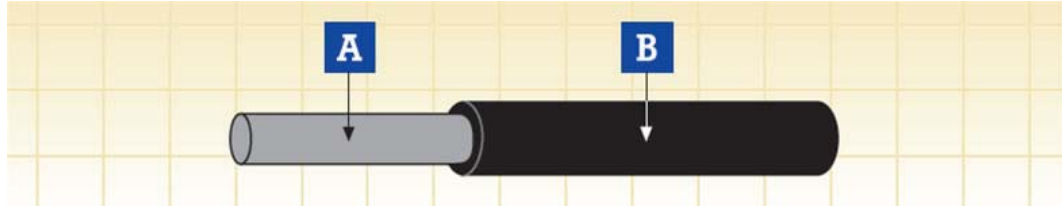


Zero Halogen  
IEC 60754-1/EN 50267-2-1  
NF C32-074/INDE 0472-615



## Chinese Standard Rolling Stock Cables

### Silicon Rubber Cables YGC-KBR 1.5 kV



A. Conductor B. Insulation

#### Application

-Used as power and control cable for protected installations inside and outside of rail and transport vehicles, where handling and installation cost are an important factor.

-Used in control, auxillary and main circuit wiring such as cable harnesses, switchboards and control panels, driver desks etc.

#### Construction

##### Conductor

Tinned annealed copper wires

##### Insulation

High tear strength silicon rubber

#### Electrical & Mechanical Properties

Nominal Voltage	1500V
Long-term Working Temperature	150°C
Short Circuit Temperature (5s)	300°C
Ambient Temperature	-50°C/+150°C
Minimum Bending Radius	3 x Overall Diameter

#### Fire Performance

Flame Retardant	GB/T18380.1-2001 DZ-1
Low Corrosivity (Acidity & Conductivity)	GB/T17650.1-1998; GB/T17650.2-1998
Halogen Free	GB/T17650.1-1998; GB/T17650.2-1998
Low Smoke	GB/T17651.1-1998; GB/T17651.2-1998

### YGC-KBR 1.5 kV

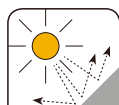
Nominal Cross-Sectional Area mm <sup>2</sup>	Stranding No/mm	Insulation Thickness mm	Maximum Overall Diameter mm	Weight kg/km	Maximum Conductor Resistance 20°C Ω/km
50	999/0.25	3.5	18.5	911	0.393
95	1936/0.25	3.5	22.5	1485	0.210



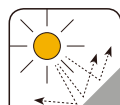
Impact Resistant



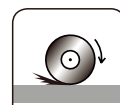
Highly Flexible




UV Resistant



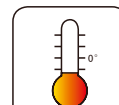
Ozone Resistant



Abrasion Retardant



Cold-resistant



Resistance To Soldering Heat



Acid&Alkaline Resistant



IRM 903  
Fuel Oil Resistant



IRM 902  
Mineral Oil Resistant



Fire Retardant  
NF C32-070-2.2(C2)  
IEC60332-3-24/EN50266-2-4



Flame Retardant  
NF C32-070-2.1(C1)  
IEC60332-1-2/EN50265-2-1



Low Toxicity  
NF X70-100/NF F63 808  
TM1-04/BS 6853



Low Corrosivity  
IEC60754-2/EN50267-2-2/3  
NF C32-074/VDE 0472-813



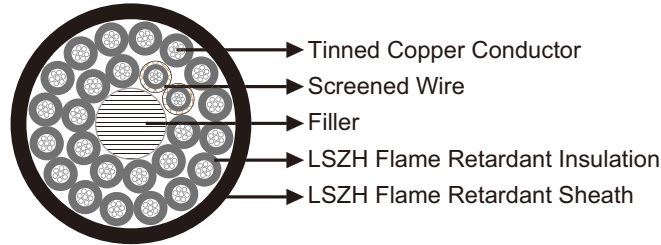
Low Smoke Emission  
IEC 61034-2 / EN 50268-2  
NF C32-073/VDE 0472-816



Zero Halogen  
IEC 60754-1/EN 50267-2-1  
NF C32-074/VDE 0472-815

# Chinese Standard Rolling Stock Cables

## Low Smoke Halogen Free Flame Retardant Rolling Stock Multicore Jumper Cables WDJ-DCKPJ-100 300/500V



### Application

- Used as power and control cable for protected installations inside and outside of rail and transport vehicles, where handling and installation cost are an important factor.
- Used in control, auxiliary and main circuit wiring such as cable harnesses, switchboards and control panels, driver desks etc.

### Construction

#### Unscreened Conductors

Tinned copper wires with low smoke halogen free flame retardant insulation

#### Screened Wires

2×1mm<sup>2</sup> tinned copper wires with low smoke halogen free flame retardant insulation and screen.

#### Filler

#### Sheath

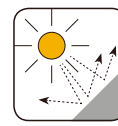
Low smoke halogen free flame retardant compound



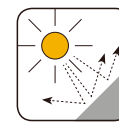
Corona Resistant



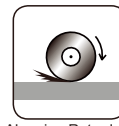
Highly Flexible



UV Resistant




Ozone Resistant



Abrasion Resistant



Cold-resistant



Resistance To Soldering Heat



Acid&Alkaline Resistant

### Electrical & Mechanical Properties

Nominal Voltage	300/500V
Long-term Working Temperature	100°C
Lowest Operation Temperature	-25°C
Minimum Bending Radius	6 x Overall Diameter

### Fire Performance

Flame Retardant	GB/T 18380.1-2001; GB/T 18380.3-2001 C
Low Corrosivity (Acidity & Conductivity)	GB/T17650.1-1998; GB/T17650.2-1998
Halogen Free	GB/T17650.1-1998; GB/T17650.2-1998
Low Smoke	GB/T17651.1-1998; GB/T17651.2-1998

### WDJ-DCKPJ-100

Number of conductor×Nominal Cross-Sectional Area mm <sup>2</sup>	Conductor Construction No/mm	Nominal Insulation Thickness mm	Nominal Sheath Thickness mm	Nominal Overall Diameter mm	Maximum Conductor Resistance 20°C Ω/km
24×1.5+2×1	24×48/0.20+2×32/0.20	0.8/0.6	2.0	25.3	13.7/20.0



IRM 903  
Fuel Oil Resistant



IRM 902  
Mineral Oil Resistant



Fire Retardant  
NF C32-070-2.2(C2)  
IEC60332-3-24/EN50268-2-4



Flame Retardant  
NF C32-070-2.1(C1)  
IEC60332-1-2/EN50268-2-1




Low Toxicity  
NF X70-100/NF F63 808  
TMI-04/BS 6853



Low Corrosivity  
IEC60754-2/EN50267-2-2/3  
NF C32-074/VE 0472-813



Low Smoke Emission  
IEC 61034-2 / EN 50268-2  
NF C32-073/VE 0472-816

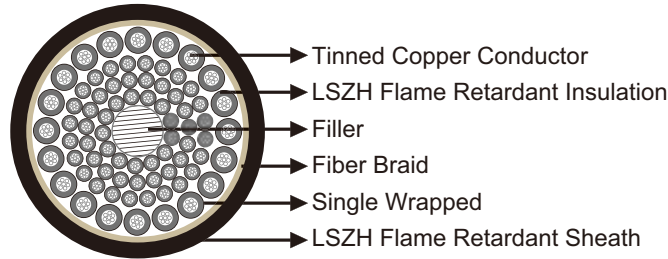


Zero Halogen  
IEC 60754-1/EN 50267-2-1  
NF C32-074/VE 0472-815



## Chinese Standard Rolling Stock Cables

### Low Smoke Halogen Free Flame Retardant Rolling Stock Multicore Jumper Cables WDJ-DCKT-P-125 750V 20×3.5+56×1.25



#### Application

- Used as power and control cable for protected installations inside and outside of rail and transport vehicles, where handling and installation cost are an important factor.
- Used in control, auxillary and main circuit wiring such as cable harnesses, switchboards and control panels, driver desks etc.

#### Construction

##### Conductor

Tinned copper wires

##### Insulation

Low smoke halogen free flame retardant compound

##### Single Wrapped

##### Filler

##### Fiber Braid

##### Sheath

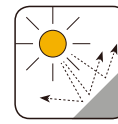
Low smoke halogen free flame retardant compound



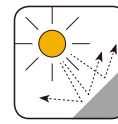
Corona Resistant



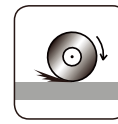
Highly Flexible




UV Resistant



Ozone Resistant



Abrasion Retardant



Cold-resistant



Resistance To Soldering Heat



Acid&Alkaline Resistant

#### Electrical & Mechanical Properties

Nominal Voltage	750V
Long-term Working Temperature	125°C
Lowest Operation Temperature	-25°C
Minimum Bending Radius	6 x Overall Diameter

#### Fire Performance

Flame Retardant	GB/T 18380.1-2001; GB/T 18380.3-2001 C
Low Corrosivity (Acidity & Conductivity)	GB/T17650.1-1998; GB/T17650.2-1998
Halogen Free	GB/T17650.1-1998; GB/T17650.2-1998
Low Smoke	GB/T17651.1-1998; GB/T17651.2-1998

#### WDJ-DCKT-P-125

Number of conductor×Nominal Cross-Sectional Area mm <sup>2</sup>	Conductor Construction No/mm	Nominal Insulation Thickness mm	Nominal Sheath Thickness mm	Nominal Overall Diameter mm	Maximum Conductor Resistance 20°C Ω/km
20×3.5+56×1.25	20×66/0.26+56×50/0.18	1.0/0.8	3.3	49	5.38/15.5



IRM 903 Fuel Oil Resistant



IRM 902 Mineral Oil Resistant



Fire Retardant  
NF C32-070-2.2(C2)  
IEC60332-3-24/EN50266-2-4



Flame Retardant  
NF C32-070-2.1(C1)  
IEC60332-1-2/EN50265-2-1




Low Toxicity  
NF X70-100/NF F63 808  
TM1-04/BS 6853



Low Corrosivity  
IEC60754-2/EN50267-2-2/3  
NF C32-074/VDE 0472-813



Low Smoke Emission  
IEC 61034-2 / EN 50268-2  
NF C32-073/VDE 0472-816



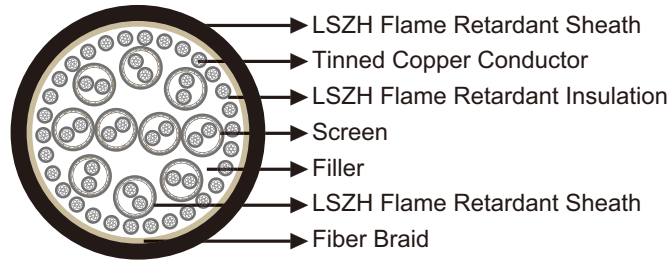
Zero Halogen  
IEC 60754-1/EN 50267-2-1  
NF C32-074/VDE 0472-815





# Chinese Standard Rolling Stock Cables

## Low Smoke Halogen Free Flame Retardant Rolling Stock Multicore Jumper Cables WDJ-DCKT-P-125 750V 10×2×1.25+30×1.25



### Application

- Used as power and control cable for protected installations inside and outside of rail and transport vehicles, where handling and installation cost are an important factor.
- Used in control, auxiliary and main circuit wiring such as cable harnesses, switchboards and control panels, driver desks etc.

### Construction

#### Single Conductors

Tinned copper wires with low smoke halogen free flame retardant insulation and single wrapping.

#### Twisted Pairs

Consisted of tinned copper wires, low smoke halogen free flame retardant insulation, wrapping, screen and low smoke halogen free flame retardant sheath

#### Filler

#### Fiber Braid

#### Outer Sheath

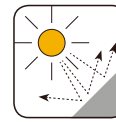
Low smoke halogen free flame retardant compound



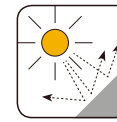
Corona Resistant



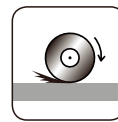
Highly Flexible



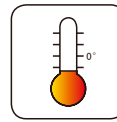
UV Resistant




Ozone Resistant



Abrasion Retardant



Cold-resistant



Resistance To Soldering Heat



Acid&Alkaline Resistant

### Electrical & Mechanical Properties

Nominal Voltage	750V
Long-term Working Temperature	125°C
Lowest Operation Temperature	-25°C
Minimum Bending Radius	6 x Overall Diameter

### Fire Performance

Flame Retardant	GB/T 18380.1-2001; GB/T 18380.3-2001 C
Low Corrosivity (Acidity & Conductivity)	GB/T17650.1-1998; GB/T17650.2-1998
Halogen Free	GB/T17650.1-1998; GB/T17650.2-1998
Low Smoke	GB/T17651.1-1998; GB/T17651.2-1998

### WDJ-DCKT-P-125

Number of conductor×Nominal Cross-Sectional Area mm <sup>2</sup>	Conductor Construction No/mm	Nominal Insulation Thickness mm	Nominal Inner Sheath Thickness mm	Nominal Outer Sheath Thickness mm	Nominal Overall Diameter mm	Maximum Conductor Resistance 20°C Ω/km
10×2×1.25+30×1.25	10×2×50/0.18+30×50/0.18	0.7	0.8	3.3	49	15.5



IRM 903 Fuel Oil Resistant



IRM 902 Mineral Oil Resistant



Fire Retardant NF C32-070-2.2(C2) IEC60332-3-24/EN50266-2-4



Flame Retardant NF C32-070-2.1(C1) IEC60332-1-2/EN50265-2-1




Low Toxicity NF X70-100/NF F63 808 TM1-04/BS 6853



Low Corrosivity IEC60754-2/EN50267-2-2/3 NF C32-074/VDE 0472-813



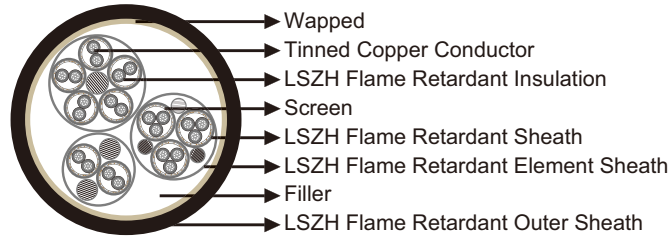
Low Smoke Emission IEC 61034-2 / EN 50268-2 NF C32-073/VDE 0472-816



Zero Halogen IEC 60754-1/EN 50267-2-1 NF C32-074/VDE 0472-815

# Chinese Standard Rolling Stock Cables

## Low Smoke Halogen Free Flame Retardant Rolling Stock Multicore Jumper Cables WDZ-DCKT-P-125 750V 2×2×1.25+5×2×1.25+3×3×1.25



### Application

- Used as power and control cable for protected installations inside and outside of rail and transport vehicles, where handling and installation cost are an important factor.
- Used in control, auxillary and main circuit wiring such as cable harnesses, switchboards and control panels, driver desks etc.

### Construction

5×2×50/0.18mm<sup>2</sup> & 2×2×1.25mm<sup>2</sup> Element

Tinned copper wires with low smoke halogen free flame retardant insulation. Two insulated wires are twisted together to form a pair. Every pair is screened and sheathed. Pairs are stranded with fillers and covered with an element sheath.

3×3×1.25mm<sup>2</sup> Element

Tinned copper wires with low smoke halogen free flame retardant insulation. Three insulated wires are twisted together to form a triple. Every triple is screened and sheathed. Triples are stranded with fillers and covered with an element sheath.

Filler

Wrapped

Outer Sheath

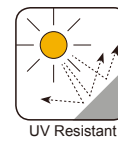
Low smoke halogen free flame retardant compound.



Corona Resistant



Highly Flexible




UV Resistant



Ozone Resistant



Abrasion Retardant



Cold-resistant



Resistance To Soldering Heat



Acid & Alkaline Resistant

### Electrical & Mechanical Properties

Nominal Voltage

750V

Long-term Working Temperature

125°C

Lowest Operation Temperature

-25°C

Minimum Bending Radius

6 x Overall Diameter

### Fire Performance

Flame Retardant

GB/T 18380.1-2001; GB/T 18380.3-2001 C

Low Corrosivity (Acidity & Conductivity)

GB/T 17650.1-1998; GB/T 17650.2-1998

Halogen Free

GB/T 17650.1-1998; GB/T 17650.2-1998

Low Smoke

GB/T 17651.1-1998; GB/T 17651.2-1998

### WDZ-DCKT-P-125

Number of conductor×Nominal Cross-Sectional Area mm <sup>2</sup>	Conductor Construction No/mm	Nominal Insulation Thickness mm	Nominal Inner Sheath Thickness mm	Nominal Outer Sheath Thickness mm	Nominal Overall Diameter mm
2×2×1.25+5×2×1.25 +3×3×1.25	2×2×50/0.18+5×2×50/0.18 8+3×3×50/0.18	0.8	0.8/1.0	3.5	56



IRM 903  
Fuel Oil Resistant



IRM 902  
Mineral Oil Resistant



Fire Retardant  
NF C32-070-2.2(C2)  
IEC60332-3-24/EN50266-2-4



Flame Retardant  
NF C32-070-2.1(C1)  
IEC60332-1-2/EN50265-2-1




Low Toxicity  
NF X70-100/NF F63 808  
TM1-04/BS 6853



Low Corrosivity  
IEC60754-2/EN50267-2-2/3  
NF C32-074/VDE 0472-813



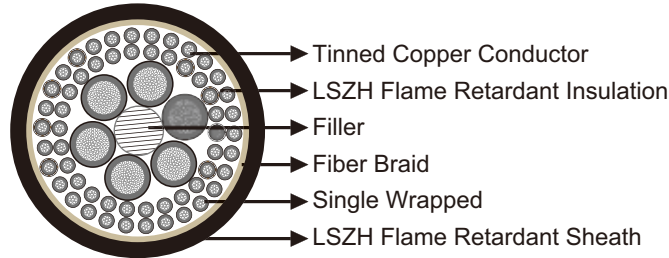
Low Smoke Emission  
IEC 61034-2 / EN 50268-2  
NF C32-073/VDE 0472-816



Zero Halogen  
IEC 60754-1/EN 50267-2-1  
NF C32-074/VDE 0472-815

# Chinese Standard Rolling Stock Cables

## Low Smoke Halogen Free Flame Retardant Rolling Stock Multicore Jumper Cables WDW-DCKT-P-125 750V 6×22+48×1.25+8×1.25P

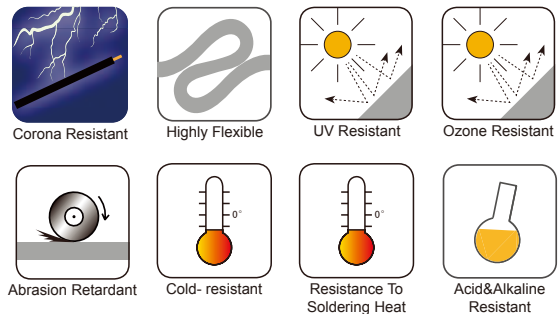


### Application

- Used as power and control cable for protected installations inside and outside of rail and transport vehicles, where handling and installation cost are an important factor.
- Used in control, auxiliary and main circuit wiring such as cable harnesses, switchboards and control panels, driver desks etc.

### Construction

- Conductor  
Tinned copper wires
- Insulation  
Low smoke halogen free flame retardant compound
- Single Wrapped
- Screen
- Filler
- Wrapped
- Fiber Braid
- Outer Sheath  
Low smoke halogen free flame retardant compound



### Electrical & Mechanical Properties


- Nominal Voltage: 750V
- Long-term Working Temperature: 125°C
- Lowest Operation Temperature: -25°C
- Minimum Bending Radius: 6 x Overall Diameter

### Fire Performance

- Flame Retardant: GB/T 18380.1-2001; GB/T 18380.3-2001 C
- Low Corrosivity (Acidity & Conductivity): GB/T 17650.1-1998; GB/T 17650.2-1998
- Halogen Free: GB/T 17650.1-1998; GB/T 17650.2-1998
- Low Smoke: GB/T 17651.1-1998; GB/T 17651.2-1998

### WDZ-DCKT-P-125

Number of conductor×Nominal Cross-Sectional Area	Conductor Construction	Nominal Insulation Thickness	Nominal Outer Sheath Thickness	Nominal Overall Diameter
mm <sup>2</sup>	No/mm	mm	mm	mm
6×22+48×1.25+8×1.25P	6×418/0.26+48×48/0.18+3/0.25+8×48/0.18+3/0.25	1.2/0.8	4.0	53



UNITED KINGDOM  
Phoenix Place,  
North Street, Lewes, East Sussex.  
England, U.K. BN7 2QJ.

TEL: (44) 207-4195087  
FAX: (44) 207-8319489



**Caledonian**

[www.caledonian-cables.co.uk](http://www.caledonian-cables.co.uk)  
[sales@caledonian-cables.co.uk](mailto:sales@caledonian-cables.co.uk)

**ADDISON**

[www.addison-cables.com](http://www.addison-cables.com)  
[sales@addison-cables.com](mailto:sales@addison-cables.com)